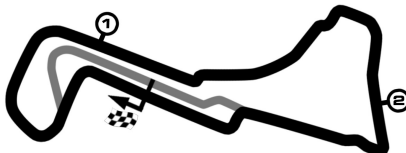


DTM Zolder

Circuit Zolder, length 4000 m

17. -19.05.2019

Tourenwagen Classics



TOURENWAGEN
CLASSICS

-Reg.No.: C-Z-DTM-NAT-009

Lap by Lap qualifying 1, 18.05.2019

39 Eric van de Poele , BMW M3 E30 Gruppe A 3 / BEL															
1	2:34.938	pit	2:53.280	3	6:47.935	4	1:47.325	5	1:45.510	pit	2:15.016	7	5:47.229	8	1:53.610
9	1:49.988														

40 Joachim Kiesch , BMW M3 E30 Gruppe A 3 / DEU															
pit	4:36.387	2	7:32.322	3	1:50.908	4	1:48.472	5	1:49.098	6	1:53.732	7	1:49.353	pit	2:13.663

41 Kris Nissen , BMW M3 E30 Gruppe A 3 / CHE															
1	12:08.221	2	1:49.769	3	1:47.825	pit	3:04.181								

43 Thomas Feierabend , BMW M3 E30 Gruppe A 3 / DEU															
1	3:04.757	pit	3:09.228	3	6:36.112	4	2:00.449	5	1:58.254	6	1:59.203	7	1:56.630	8	1:53.692
9	1:53.858	10	1:52.440	11	1:52.643										

46 Herbert Wagner , Audi A4 STW 4 / DEU															
1	2:43.984	pit	2:54.100	3	6:40.820	4	1:59.199	5	1:54.249	pit	2:16.927	7	3:08.077	8	1:58.630
9	1:54.079	10	1:56.023												

52 Thomas Schmidt , BMW E36 325 DTC 5 / DEU															
1	3:24.311	pit	2:58.703	3	6:29.446	4	1:54.970	5	1:54.233	6	1:53.246	7	1:51.199	pit	2:01.845
9	3:05.540	10	1:51.203												

53 Georgis Katssikis , OPEL Kadett GTE DRM/100MT / DEU															
1	2:59.801	pit	3:06.742	3	6:20.192	4	1:50.657	5	1:49.203	6	1:49.709	7	1:57.997	8	1:50.199
9	1:50.212	10	1:49.400	11	1:49.332										

86 Gerhard Füller , OPEL Vectra STW 4 / DEU															
pit	3:08.289	2	9:39.503	3	1:53.269	4	1:50.631	pit	2:24.817						

156 Harry Bryzmann , Alfa Romeo 156 STW 4 / FRA															
1	2:42.526	pit	2:58.819	3	7:03.113	4	1:59.181	5	2:00.736	pit	2:16.336	pit	4:47.489		

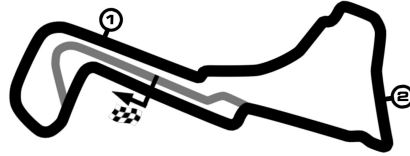
201 Roland Hölscher , Mercedes 190E DTC 2 / DEU															
1	2:55.914	2	3:07.830	3	6:27.522	4	1:57.633	5	1:54.970	6	2:09.712	7	1:55.114	8	2:22.639

DTM Zolder

Circuit Zolder, length 4000 m

17. -19.05.2019

Tourenwagen Classics



TOURENWAGEN
CLASSICS

-Reg.No.: C-Z-DTM-NAT-009

Lap Analysis qualifying 1, 18.05.2019

4 Ronny Scheer , OPEL Astra DTM 1 / DEU									theoretical besttime: 1:40.158								
Lap	Time	S1	V1	S2	V2	S3	V3	Vmax	Lap	Time	S1	V1	S2	V2	S3	V3	Vmax
1	3:18.477		170	47.009	155	35.250	188	155	7	1:44.863	33.214	180	39.426	188	32.223	199	188
2	2:57.738	38.792	159	57.945	80			80	8	1:42.907	33.045	188	38.420	190	31.442	199	190
3	6:23.999	4:52.135	176	42.317	184	49.547	158	184	9	1:44.028	32.667	192	40.147	187	31.214	196	187
4	1:48.293	35.902	174	40.166	182	32.225	194	182	10	1:42.543	33.521	185	37.968	190	31.054	201	190
5	1:43.516	33.273	185	38.727	191	31.516	201	191	11	1:40.158	32.098	193	37.418	191	30.642	202	191
6	1:45.745	33.732	184	40.011	183	32.002	197	183	12	1:42.633	32.288	189	37.852	188	32.493	116	188

6 Harald Grohs , BMW M3 E30 DTM 2 / DEU									theoretical besttime: 1:46.564								
Lap	Time	S1	V1	S2	V2	S3	V3	Vmax	Lap	Time	S1	V1	S2	V2	S3	V3	Vmax
1	2:30.477		101	49.692	163	36.046	170	163	6	1:48.346	35.406	170	39.634	180	33.306	174	180
2	2:56.237	37.397	143	1:06.842	82			82	7	1:46.564	34.440	169	39.242	178	32.882	173	178
3	6:42.385	5:25.798	157	41.923	176	34.664	175	176	8	2:10.305	34.950	169	41.759	154			154
4	1:51.987	35.973	167	41.279	179	34.735	160	179	9	4:42.131	3:16.716	139	48.284	149	37.131	168	149
5	1:47.516	34.645	172	39.599	178	33.272	175	178	10	1:58.202	38.021	161	42.654	169	37.527	103	169

10 Rene Ruch , BMW M3 E30 DTM 2 / CHE									theoretical besttime: 1:50.878								
Lap	Time	S1	V1	S2	V2	S3	V3	Vmax	Lap	Time	S1	V1	S2	V2	S3	V3	Vmax
1	3:25.391		125	50.075	141		133	141	6	2:16.692	36.351	170	44.478	153			153
2	3:03.854	47.225	120	56.611	97			97	7	2:29.244	1:11.763	161	43.397	164	34.084	177	164
3	6:16.454	4:50.720	160	46.150	156	39.584	168	156	8	1:54.628	36.494	166	42.427	168	35.707	174	168
4	1:58.531	37.518	166	45.304	161	35.709	172	161	9	1:51.739	36.330	165	41.518	176	33.891	176	176
5	2:02.785	40.500	115	47.365	154	34.920	172	154	10	1:51.791	35.469	171	41.852	164	34.470	157	164

12 Peter Röllinghoff , BMW E46 WTCC 1 / DEU									theoretical besttime: 1:52.045								
Lap	Time	S1	V1	S2	V2	S3	V3	Vmax	Lap	Time	S1	V1	S2	V2	S3	V3	Vmax
1	3:06.915		152	42.591	163	36.833	166	163	4	1:52.048	36.678	157	41.880	171	33.950	171	171
2	3:04.687	36.744	142	1:07.466	79			79	5	1:53.065	37.245	156	41.417	167	34.403	170	167
3	6:22.022	5:01.252	153	43.698	156	37.072	169	156	6	2:35.808	37.038	155	43.722	100			100

13 Gentleman's Fair , Mercedes 190 DTM EVO2 2 / BEL									theoretical besttime: 1:47.135								
Lap	Time	S1	V1	S2	V2	S3	V3	Vmax	Lap	Time	S1	V1	S2	V2	S3	V3	Vmax
1	2:42.793		127	54.790	134	36.950	163	134	7	1:48.606	34.639	166	40.260	171	33.707	166	171
2	2:51.912	37.831	155	59.414	88			88	8	1:47.806	34.429	166	39.830	172	33.547	166	172
3	6:43.424	5:19.597	156	44.479	140	39.348	163	140	9	1:47.714	34.585	164	39.551	171	33.578	167	171
4	1:49.444	35.127	163	40.198	171	34.119	162	171	10	1:47.941	35.235	164	39.263	171	33.443	166	171
5	1:48.702	35.288	160	39.577	172	33.837	165	172	11	1:47.574	34.503	159	39.312	171	33.759	162	171
6	1:48.420	34.558	161	39.969	172	33.893	166	172									

15 Michael Menden , BMW M3 E30 Gruppe A 3 / DEU									theoretical besttime: 1:48.861								
Lap	Time	S1	V1	S2	V2	S3	V3	Vmax	Lap	Time	S1	V1	S2	V2	S3	V3	Vmax
1	2:35.725		99	52.027	121	38.091	169	121	6	3:32.025	2:01.447	122	47.482	146	43.096	167	146
2	2:56.492	35.678	160	1:06.651	90			90	7	1:50.449	35.556	164	40.765	175	34.128	170	175
3	6:44.686	5:21.548	154	44.493	147	38.645	170	147	8	1:50.361	35.200	164	40.967	165	34.194	171	165
4	1:49.802	35.481	164	40.404	172	33.917	171	172	9	1:49.151	35.184	165	39.760	175	34.207	171	175
5	2:13.300	36.671	164	45.584	159			159	10	1:50.712	35.206	166	40.365	174	35.141	129	174

17 Jan van Elderen , Ford Sierra RS500 EM 3 / NLD									theoretical besttime: 1:48.582								
Lap	Time	S1	V1	S2	V2	S3	V3	Vmax	Lap	Time	S1	V1	S2	V2	S3	V3	Vmax
1	3:29.161		132	46.683	122		122	122	6	1:50.740	35.293	171	41.355	178	34.092	180	178
2	3:03.248	48.150	113	53.509	117			117	7	1:48.582	34.739	174	40.196	183	33.647	177	183
3	6:17.551	4:51.247	152	47.276	150	39.028	179	150	8	2:06.421	35.241	172	40.941	177			177
4	1:54.456	36.140	160	42.865	173	35.451	181	173	9	3:42.459	2:26.519	169	41.432	173	34.508	175	173
5	1:50.704	35.941	171	40.622	182	34.141	180	182	10	1:49.575	35.032	172	40.612	178	33.931	175	178

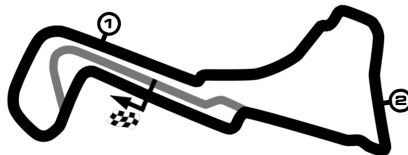
19 Roger Waber , BMW M3 E30 DTM 2 / CHE									theoretical besttime: 1:46.173								
Lap	Time	S1	V1	S2	V2	S3	V3	Vmax	Lap	Time	S1	V1	S2	V2	S3	V3	Vmax
1	3:24.618		131	50.166	135		137	135	7	1:52.085	34.565	166	42.967	153	34.553	177	153
2	3:01.459	46.275	118	57.079	99			99	8	1:46.726	34.162	171	39.721	180	32.843	177	180
3	6:06.462	4:47.908	156	43.145	166	35.409	159	166	9	1:49.301	34.923	159	40.813	173	33.565	176	173
4	1:50.822	36.721	160	40.773	181	33.328	173	181	10	1:47.046	34.439	170	39.168	179	33.439	173	179
5	1:49.097	34.681	168	40.012	178	34.404	174	178	11	2:15.281	35.755	158	43.515	174			174
6	1:49.042	35.420	171	40.198	174	33.424	179	174									

DTM Zolder

Circuit Zolder, length 4000 m

17. -19.05.2019

Tourenwagen Classics



TOURENWAGEN
CLASSICS

Lap Analysis qualifying 1, 18.05.2019

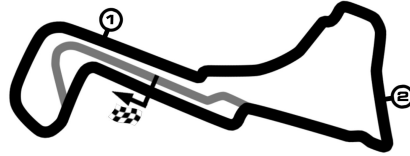
-Reg.No.: C-Z-DTM-NAT-009

DTM Zolder

Circuit Zolder, length 4000 m

17. -19.05.2019

Tourenwagen Classics



TOURENWAGEN
CLASSICS

-Reg.No.: C-Z-DTM-NAT-009

Lap Analysis qualifying 1, 18.05.2019

22 Evertjan Alders , BMW E30 325 Gruppe H 2 / BEL

theoretical besttime: 1:46.690

Lap	Time	S1	V1	S2	V2	S3	V3	Vmax	Lap	Time	S1	V1	S2	V2	S3	V3	Vmax
1	3:22.178		143	45.928	148		169	148	6	1:49.603	35.106	164	40.875	171	33.622	177	171
2	2:56.684	39.957	133	54.538	104			104	7	1:59.556	35.568	162	49.478	144	34.510	180	144
3	6:12.623	4:54.612	158	43.207	171	34.804	165	171	8	1:46.740	35.036	168	38.982	176	32.722	175	176
4	1:51.159	35.999	164	40.618	160	34.542	174	160	9	2:11.019	36.483	149	44.789	148			148
5	1:48.129	34.986	167	39.676	171	33.467	176	171									

25 Armin Hahne , Ford Sierra RS500 3 / DEU

theoretical besttime: 1:47.310

Lap	Time	S1	V1	S2	V2	S3	V3	Vmax	Lap	Time	S1	V1	S2	V2	S3	V3	Vmax
1	2:57.528		160	45.517	172	35.263	181	172	6	2:09.267	35.908	175	44.074	172			172
2	3:04.249	37.631	167	1:11.110	74			74	7	3:11.418	1:50.491	158	46.328	179	34.599	181	179
3	6:20.722	5:01.391	167	44.244	176	35.087	182	176	8	1:49.721	35.395	176	40.948	180	33.378	183	180
4	1:52.432	36.405	175	41.898	177	34.129	184	177	9	1:47.982	35.169	176	39.920	184	32.893	182	184
5	1:50.164	35.793	176	40.947	183	33.424	183	183	10	1:47.310	34.666	175	39.805	184	32.839	185	184

30 Dirk Van Rompuy , BMW M3 E30 DTM 2 / BEL

theoretical besttime: 1:46.964

Lap	Time	S1	V1	S2	V2	S3	V3	Vmax	Lap	Time	S1	V1	S2	V2	S3	V3	Vmax
1	2:53.102		113	56.538	132	42.419	129	132	7	1:48.218	35.075	164	40.206	172	32.937	177	172
2	3:15.750	45.752	109	1:10.581	72			72	8	1:47.210	34.536	171	39.497	173	33.177	176	173
3	6:38.562	5:12.993	149	47.143	160	38.426	167	160	9	1:47.210	34.605	172	39.502	177	33.103	177	177
4	1:58.539	39.523	154	43.723	166	35.293	175	166	10	1:47.489	34.538	166	40.020	175	32.931	177	175
5	1:53.417	37.416	162	42.193	164	33.808	176	164	11	1:47.463	34.788	165	39.543	177	33.132	174	177
6	1:52.576	35.608	171	42.365	172	34.603	176	172									

33 Tim Kuijl , BMW E36 325 DTC 5 / BEL

theoretical besttime: 1:52.576

Lap	Time	S1	V1	S2	V2	S3	V3	Vmax	Lap	Time	S1	V1	S2	V2	S3	V3	Vmax
1	2:07.800		153	43.363	164	35.772	157	164	4	1:53.032	35.748	158	41.734	162	35.550	154	162
2	2:25.193	36.982	147	45.480	136			136	5	1:54.198	35.821	160	42.900	162	35.477	156	162
3	7:33.459	6:14.982	150	42.546	163	35.931	157	163	6	2:03.598	35.675	159	41.424	161			161

37 Samuel Verheggen , Mercedes 190 EVO 2 5 / BEL

theoretical besttime: 2:05.687

Lap	Time	S1	V1	S2	V2	S3	V3	Vmax	Lap	Time	S1	V1	S2	V2	S3	V3	Vmax
1	2:46.615		117	55.843	127	38.962	157	127	3	8:03.005	5:16.646	143	46.636	156			156
2	2:56.032	40.089	147	1:01.193	87			87									

39 Eric van de Poel , BMW M3 E30 Gruppe A 3 / BEL

theoretical besttime: 1:45.510

Lap	Time	S1	V1	S2	V2	S3	V3	Vmax	Lap	Time	S1	V1	S2	V2	S3	V3	Vmax
1	2:34.938		98	52.682	138	38.436	168	138	6	2:15.016	38.597	153	46.774	150			150
2	2:53.280	35.164	166	1:06.033	83			83	7	5:47.229	4:25.207	150	46.145	158	35.877	167	158
3	6:47.935	5:25.107	152	44.388	155	38.440	171	155	8	1:53.610	36.501	160	42.789	170	34.320	169	170
4	1:47.325	34.443	168	39.404	175	33.478	171	175	9	1:49.988	35.053	166	41.114	172	33.821	170	172
5	1:45.510	33.936	168	38.494	178	33.080	174	178									

40 Joachim Kiesch , BMW M3 E30 Gruppe A 3 / DEU

theoretical besttime: 1:48.138

Lap	Time	S1	V1	S2	V2	S3	V3	Vmax	Lap	Time	S1	V1	S2	V2	S3	V3	Vmax
1	4:36.387		142	48.030	120			120	5	1:49.098	35.472	161	39.705	171	33.921	172	171
2	7:32.322	6:13.171	154	43.289	166	35.862	169	166	6	1:53.732	35.301	165	43.849	150	34.582	171	150
3	1:50.908	36.156	163	41.144	172	33.608	169	172	7	1:49.353	35.007	164	40.591	171	33.755	171	171
4	1:48.472	35.312	163	39.734	172	33.426	171	172	8	2:13.663	37.150	153	45.189	142			142

41 Kris Nissen , BMW M3 E30 Gruppe A 3 / CHE

theoretical besttime: 1:47.825

Lap	Time	S1	V1	S2	V2	S3	V3	Vmax	Lap	Time	S1	V1	S2	V2	S3	V3	Vmax
1	12:08.221		146	44.398	167	35.763	162	167	3	1:47.825	34.627	166	39.725	173	33.473	166	173
2	1:49.769	35.562	167	40.195	172	34.012	166	172	4	3:04.181	41.565	133	1:06.760	59			59

43 Thomas Feierabend , BMW M3 E30 Gruppe A 3 / DEU

theoretical besttime: 1:52.289

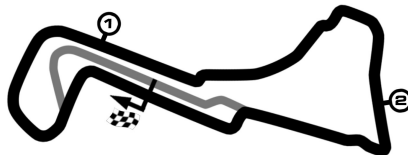
Lap	Time	S1	V1	S2	V2	S3	V3	Vmax	Lap	Time	S1	V1	S2	V2	S3	V3	Vmax
1	3:04.757		127	51.563	140	39.503	154	140	7	1:56.630	36.869	158	43.809	163	35.952	165	163
2	3:09.228	43.591	99	1:04.461	71			71	8	1:53.692	36.164	161	42.355	165	35.173	162	165
3	6:36.112	5:08.990	146	47.482	151	39.640	142	151	9	1:53.858	36.528	160	42.590	163	34.740	164	163
4	2:00.449	39.717	153	44.311	152	36.421	162	152	10	1:52.440	36.043	161	41.850	164	34.547	166	164
5	1:58.254	37.010	157	45.038	153	36.206	162	153	11	1:52.643	35.892	162	42.144	162	34.607	163	162
6	1:59.203	37.119	158	46.193	158	35.891	166	158									

DTM Zolder

Circuit Zolder, length 4000 m

17. -19.05.2019

Tourenwagen Classics



TOURENWAGEN
CLASSICS

Lap Analysis qualifying 1, 18.05.2019

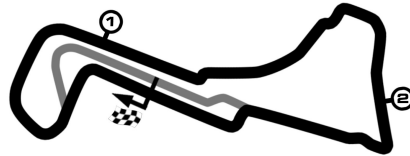
-Reg.No.: C-Z-DTM-NAT-009

DTM Zolder

Circuit Zolder, length 4000 m

17. -19.05.2019

Tourenwagen Classics



TOURENWAGEN
CLASSICS

-Reg.No.: C-Z-DTM-NAT-009

Lap Analysis qualifying 1, 18.05.2019

46 Herbert Wagner , Audi A4 STW 4 / DEU

theoretical besttime: 1:53.496

Lap	Time	S1	V1	S2	V2	S3	V3	Vmax	Lap	Time	S1	V1	S2	V2	S3	V3	Vmax
1	2:43.984		130	54.340	147	36.796	162	147	6	2:16.927	36.770	163	43.463	110			110
2	2:54.100	38.573	154	1:03.784	106			108	7	3:08.077	1:49.751	145	43.463	163	34.863	163	163
3	6:40.820	5:19.102	149	45.504	157	36.214	167	157	8	1:58.630	37.622	152	43.522	163	37.486	152	163
4	1:59.199	37.642	152	43.401	160	38.156	143	160	9	1:54.079	36.737	154	42.551	165	34.791	162	165
5	1:54.249	37.119	159	42.068	162	35.062	157	162	10	1:56.023	36.825	149	44.507	160	34.691	162	160

52 Thomas Schmidt , BMW E36 325 DTC 5 / DEU

theoretical besttime: 1:51.072

Lap	Time	S1	V1	S2	V2	S3	V3	Vmax	Lap	Time	S1	V1	S2	V2	S3	V3	Vmax
1	3:24.311		130	49.400	142		148	142	6	1:53.246	35.659	158	42.544	161	35.043	155	161
2	2:58.703	45.056	106	57.677	106			106	7	1:51.199	35.630	156	40.839	162	34.730	154	162
3	6:29.446	5:02.542	126	47.745	136	39.159	155	136	8	2:01.845	35.750	158	41.341	160			160
4	1:54.970	36.527	152	42.188	159	36.255	156	159	9	3:05.540	1:49.445	156	41.143	161	34.952	153	161
5	1:54.233	36.314	150	42.814	160	35.105	156	160	10	1:51.203	35.550	159	40.792	161	34.861	155	161

53 Georgis Katssikis , OPEL Kadett GTE DRM/100MT / DEU

theoretical besttime: 1:48.972

Lap	Time	S1	V1	S2	V2	S3	V3	Vmax	Lap	Time	S1	V1	S2	V2	S3	V3	Vmax
1	2:59.801		151	46.085	159	35.782	163	159	7	1:57.997	35.649	161	46.596	151	35.752	168	151
2	3:06.742	35.892	158	1:12.254	64			64	8	1:50.199	35.158	160	40.944	169	34.097	167	169
3	6:20.192	5:01.296	154	42.802	164	36.094	162	164	9	1:50.212	35.246	163	40.447	169	34.519	165	169
4	1:50.657	35.782	159	40.409	169	34.466	165	169	10	1:49.400	35.223	162	40.275	168	33.902	166	168
5	1:49.203	34.929	162	40.358	171	33.916	164	171	11	1:49.332	35.049	163	40.141	168	34.142	163	168
6	1:49.709	35.134	161	40.506	169	34.069	166	169									

86 Gerhard Füller , OPEL Vectra STW 4 / DEU

theoretical besttime: 1:50.631

Lap	Time	S1	V1	S2	V2	S3	V3	Vmax	Lap	Time	S1	V1	S2	V2	S3	V3	Vmax
1	3:08.289		144	45.925	142			142	4	1:50.631	36.034	155	40.748	166	33.849	159	166
2	9:39.503	8:17.754	151	45.096	155	36.653	159	155	5	2:24.817	40.739	133	49.520	135			135
3	1:53.269	36.531	154	42.413	163	34.325	159	163									

156 Harry Bryzmann , Alfa Romeo 156 STW 4 / FRA

theoretical besttime: 1:58.732

Lap	Time	S1	V1	S2	V2	S3	V3	Vmax	Lap	Time	S1	V1	S2	V2	S3	V3	Vmax
1	2:42.526		145	54.301	156	38.343	162	156	5	2:00.736	38.465	161	45.546	163	36.725	166	163
2	2:58.819	41.092	153	1:03.424	97			97	6	2:16.336	37.346	164	45.701	158			158
3	7:03.113	5:38.307	156	45.832	165	38.974	166	165	7	4:47.489	2:54.833	152	45.719	132			132
4	1:59.181	38.508	159	44.661	165		166	165									

201 Roland Hölcher , Mercedes 190E DTC 2 / DEU

theoretical besttime: 1:54.589

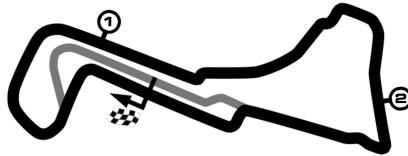
Lap	Time	S1	V1	S2	V2	S3	V3	Vmax	Lap	Time	S1	V1	S2	V2	S3	V3	Vmax
1	2:55.914		149	46.410	126	39.400	159	126	5	1:54.970	37.493	155	42.286	169	35.191	166	169
2	3:07.830	38.959	152	1:12.539	71			71	6	2:09.712	37.113	158	42.991	129	49.608	162	129
3	6:27.522	5:06.693	149	44.430	166	36.399	160	166	7	1:55.114	37.567	156	42.357	169	35.190	164	169
4	1:57.633	38.821	149	43.432	171	35.380	166	171	8	2:22.639	38.407	159	43.975	144			144

DTM Zolder

Circuit Zolder, length 4000 m

17. -19.05.2019

Tourenwagen Classics



TOURENWAGEN
CLASSICS

Topspeed qualifying 1, 18.05.2019

-Reg.No.: C-Z-DTM-NAT-009

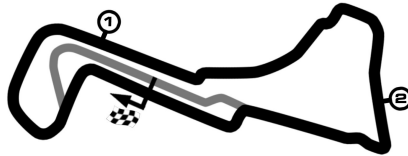
Car No.	Driver	Make	Speed km/h
4	Ronny Scheer	OPEL Astra DTM	191
25	Armin Hahne	Ford Sierra RS500	184
17	Jan van Elderen	Ford Sierra RS500 EM	183
19	Roger Waber	BMW M3 E30 DTM	181
6	Harald Grohs	BMW M3 E30 DTM	180
39	Eric van de Poele	BMW M3 E30 Gruppe A	178
30	Dirk Van Rompuy	BMW M3 E30 DTM	177
10	Rene Ruch	BMW M3 E30 DTM	176
22	Evertjan Alders	BMW E30 325 Gruppe H	176
15	Michael Menden	BMW M3 E30 Gruppe A	175
41	Kris Nissen	BMW M3 E30 Gruppe A	173
40	Joachim Kiesch	BMW M3 E30 Gruppe A	172
13	Gentleman's Fair	Mercedes 190 DTM EVO2	172
12	Peter Röllinghoff	BMW E46 WTCC	171
53	Georgis Katssikis	OPEL Kadett GTE	171
201	Roland Hölscher	Mercedes 190E DTC	171
86	Gerhard Füller	OPEL Vectra STW	166
156	Harry Bryzmann	Alfa Romeo 156 STW	165
43	Thomas Feierabend	BMW M3 E30 Gruppe A	165
46	Herbert Wagner	Audi A4 STW	165
33	Tim Kuijl	BMW E36 325 DTC	164
52	Thomas Schmidt	BMW E36 325 DTC	162
37	Samuel Verheggen	Mercedes 190 EVO 2	156
5	Jörg Koslowski	BMW E46 WTCC	----

DTM Zolder

Circuit Zolder, length 4000 m

17. -19.05.2019

Tourenwagen Classics



TOURENWAGEN
CLASSICS

-Reg.No.: C-Z-DTM-NAT-009

Best Sector Times qualifying 1

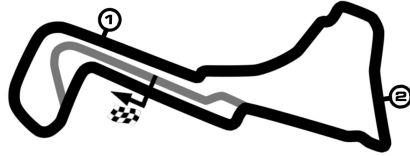
Pos.	sector 1			sector 2			sector 3			theoretical and best lap time				
	No	Driver	Time	No	Driver	Time	No	Driver	Time	No	Driver	theoretical	Best	Pos
1	4	Scheer R.	32.098	4	Scheer R.	37.418	4	Scheer R.	30.642	4	Scheer R.	1:40.158	1:40.158	1
2	39	van de Poele-Hessel	33.936	39	van de Poele-Hessel	38.494	22	Alders E.	32.722	39	van de Poele-Hessel	1:45.510	1:45.510	2
3	19	Waber R.	34.162	22	Alders E.	38.982	25	Hahne-Schneider	32.839	19	Waber R.	1:46.173	1:46.726	4
4	13	Fair G.	34.429	19	Waber R.	39.168	19	Waber R.	32.843	6	Grohs-Bahr	1:46.564	1:46.564	3
5	6	Grohs-Bahr	34.440	6	Grohs-Bahr	39.242	6	Grohs-Bahr	32.882	22	Alders E.	1:46.690	1:46.740	5
6	30	Van Rompuy D.	34.536	13	Fair G.	39.263	30	Van Rompuy D.	32.931	30	Van Rompuy D.	1:46.964	1:47.210	6
7	41	Nissen K.	34.627	30	Van Rompuy D.	39.497	39	van de Poele-Hessel	33.080	13	Fair G.	1:47.135	1:47.574	8
8	25	Hahne-Schneider	34.666	40	Kiesch J.	39.705	40	Kiesch J.	33.426	25	Hahne-Schneider	1:47.310	1:47.310	7
9	17	van Elderen-van Elde	34.739	41	Nissen K.	39.725	13	Fair G.	33.443	41	Nissen K.	1:47.825	1:47.825	9
10	53	Katssikis G.	34.929	15	Menden M.	39.760	41	Nissen K.	33.473	40	Kiesch J.	1:48.138	1:48.472	10
11	22	Alders E.	34.986	25	Hahne-Schneider	39.805	17	van Elderen-van Elde	33.647	17	van Elderen-van Elde	1:48.582	1:48.582	11
12	40	Kiesch J.	35.007	53	Katssikis G.	40.141	86	Füller G.	33.849	15	Menden M.	1:48.861	1:49.151	12
13	15	Menden M.	35.184	17	van Elderen-van Elde	40.196	10	Ruch R.	33.891	53	Katssikis G.	1:48.972	1:49.203	13
14	10	Ruch R.	35.469	86	Füller G.	40.748	53	Katssikis G.	33.902	86	Füller G.	1:50.631	1:50.631	14
15	52	Schmidt T.	35.550	52	Schmidt T.	40.792	15	Menden M.	33.917	10	Ruch R.	1:50.878	1:51.739	16
16	33	Kuijl T.	35.675	12	Röllinghoff P.	41.417	12	Röllinghoff P.	33.950	52	Schmidt T.	1:51.072	1:51.199	15
17	43	Feierabend T.	35.892	33	Kuijl T.	41.424	43	Feierabend T.	34.547	12	Röllinghoff P.	1:52.045	1:52.508	18
18	86	Füller G.	36.034	10	Ruch R.	41.518	46	Wagner H.	34.691	43	Feierabend T.	1:52.289	1:52.440	17
19	12	Röllinghoff P.	36.678	43	Feierabend T.	41.850	52	Schmidt T.	34.730	33	Kuijl T.	1:52.576	1:53.032	19
20	46	Wagner H.	36.737	46	Wagner H.	42.068	201	Hölscher R.	35.190	46	Wagner H.	1:53.496	1:54.079	20
21	201	Hölscher R.	37.113	201	Hölscher R.	42.286	33	Kuijl T.	35.477	201	Hölscher R.	1:54.589	1:54.970	21
22	156	Bryzmann H.	37.346	156	Bryzmann H.	44.661	156	Bryzmann H.	36.725	156	Bryzmann H.	1:58.732	2:00.736	22
23	37	Verheggen S.	40.089	37	Verheggen S.	46.636	37	Verheggen S.	38.962	37	Verheggen S.	2:05.687	00.000	0
24	5	Koslowski J.	00.000	5	Koslowski J.	00.000	5	Koslowski J.	00.000	5	Koslowski J.	00.000	00.000	0

DTM Zolder

Circuit Zolder, length 4000 m

17. -19.05.2019

Tourenwagen Classics

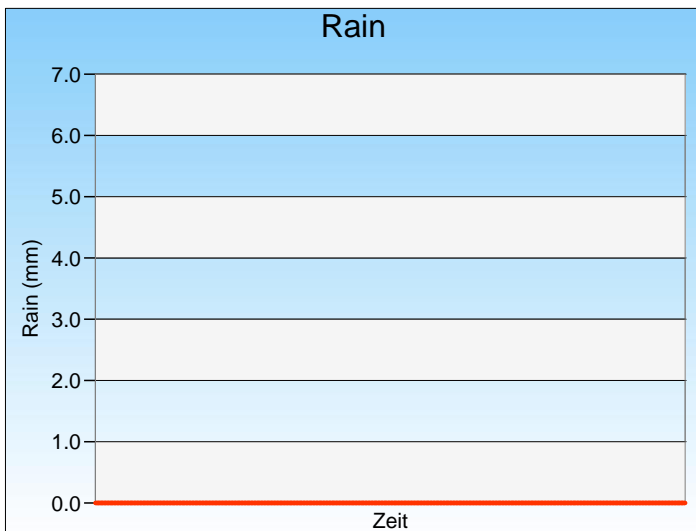
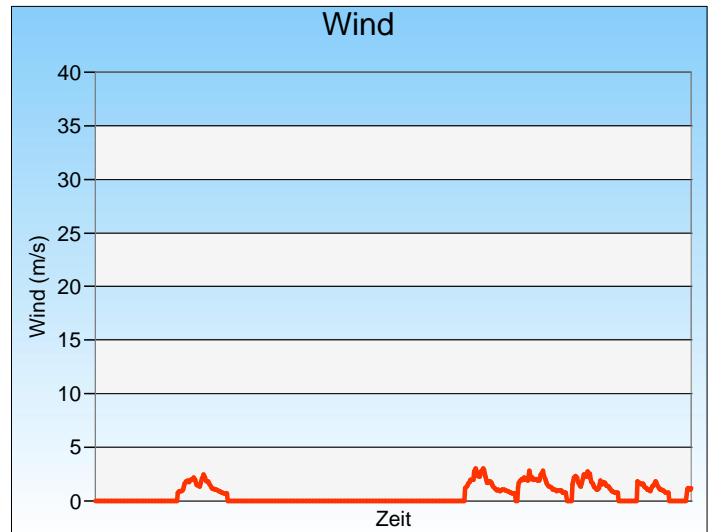
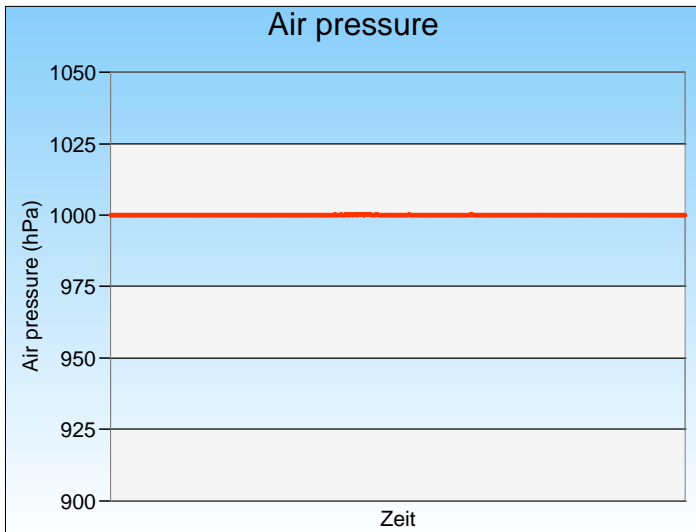
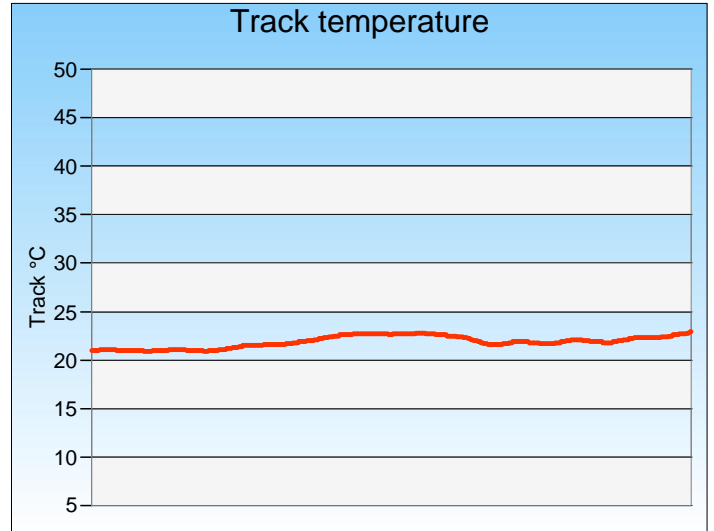
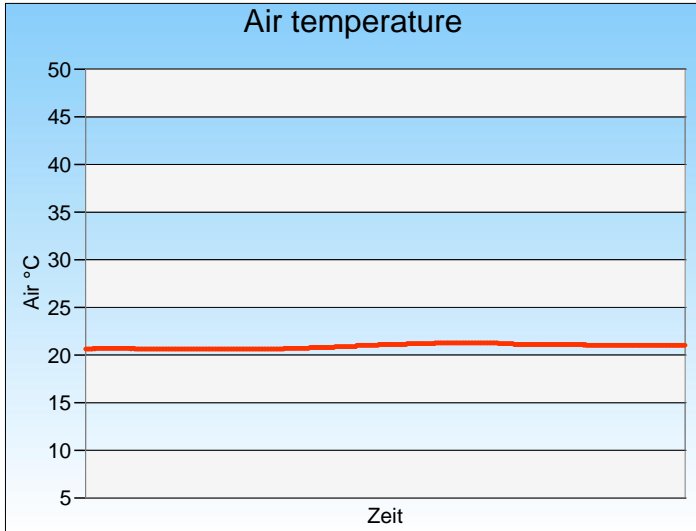


TOURENWAGEN
CLASSICS

Weather qualifying 1

-Reg.No.: C-Z-DTM-NAT-009

18.05.2019, 11:15:00 - 11:35:00



Weather:

