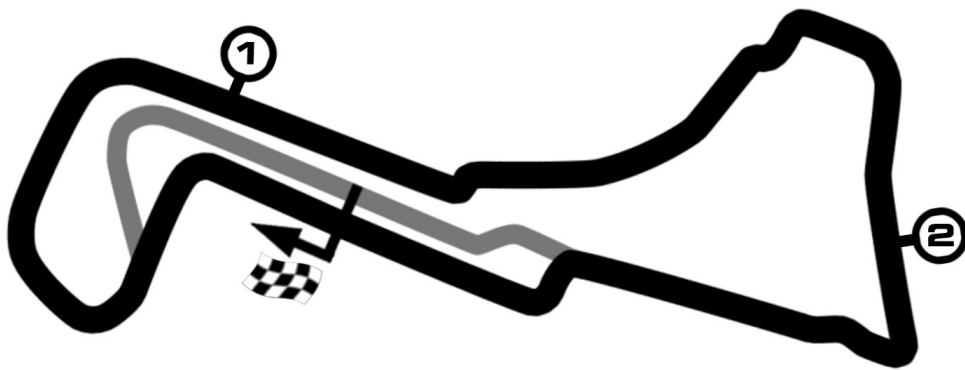


TOURENwagen CLASSICS

DTM Zolder

qualifying 2



Circuit Zolder 4000 m

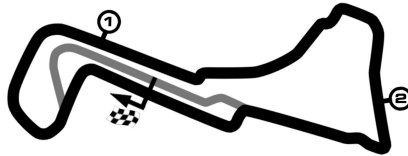
17. -19.05.2019

DTM Zolder

Circuit Zolder, length 4000 m

17. -19.05.2019

Tourenwagen Classics



TOURENWAGEN
CLASSICS

-Reg.No.: C-Z-DTM-NAT-009

Result qualifying 2, 19.05.2019

POS.	No.	CL.	Team Driver, Place	Car	Laps	Besttime	Gap	km/h fastest
1	4	1	Heup Motorsport Ronny Scheer / DEU	OPEL Astra DTM	13	1:38.464		146.246
2	22	2	Atrex Motorsports Evertjan Alders / BEL	BMW E30 325 Gruppe H	13	1:44.923	06.459	137.244
3	5	1	Heup Motorsport Jörg Koslowski / DEU	BMW E46 WTCC	4	1:45.760	07.296	136.157
4	30	2	Qvick Racing Dirk Van Rompuy / BEL	BMW M3 E30 DTM	11	1:46.508	08.044	135.201
5	17	3	van Elderen Racing Jan van Elderen / NLD Bas van Elderen / NLD	Ford Sierra RS500 EM	12	1:46.687	08.223	134.974
6	25	3	Schneider Motorsport Armin Hahne / DEU Volker Schneider / DEU	Ford Sierra RS500	11	1:46.784	08.320	134.852
7	19	2	CHRSN Roger Waber / CHE	BMW M3 E30 DTM	11	1:47.045	08.581	134.523
8	39	3	2.0 Automotive Eric van de Poele / BEL Marc Hessel / DEU	BMW M3 E30 Gruppe A	11	1:47.113	08.649	134.437
9	13	2	Automotiv Photography Gentleman's Fair / BEL	Mercedes 190 DTM EVO2	13	1:47.369	08.905	134.117
10	41	3	CHRSN Kris Nissen / CHE	BMW M3 E30 Gruppe A	9	1:48.966	10.502	132.151
11	15	3	Menden Brothers Michael Menden / DEU	BMW M3 E30 Gruppe A	8	1:49.420	10.956	131.603
12	6	2	Vogelsang CHRSN Harald Grohs / DEU Ralph Bahr / DEU	BMW M3 E30 DTM	8	1:49.798	11.334	131.150
13	10	2	Ruch Motorsport Rene Ruch / CHE	BMW M3 E30 DTM	7	1:49.857	11.393	131.079
14	46	4	Wagner Racing Herbert Wagner / DEU	Audi A4 STW	12	1:50.910	12.446	129.835
15	40	3	Kiesch Motorsport Joachim Kiesch / DEU	BMW M3 E30 Gruppe A	8	1:50.943	12.479	129.796
16	53	DRM	Georgis Katssikis / DEU	OPEL Kadett GTE	7	1:51.007	12.543	129.722
17	33	5	St-Paul Racing Tim Kuijl / BEL	BMW E36 325 DTC	9	1:51.031	12.567	129.694
18	52	5	GTS Motorsport Thomas Schmidt / DEU	BMW E36 325 DTC	11	1:51.197	12.733	129.500
19	12	1	Röllinghoff Motorsport Peter Röllinghoff / DEU	BMW E46 WTCC	6	1:51.331	12.867	129.344
20	43	3	CHRSN Thomas Feierabend / DEU	BMW M3 E30 Gruppe A	10	1:52.769	14.305	127.695
21	201	2	Petrol Headz Roland Hölscher / DEU	Mercedes 190E DTC	11	1:53.961	15.497	126.359
22	156	4	Bryzmann Motorsport Harry Bryzmann / FRA	Alfa Romeo 156 STW	4	1:59.579	21.115	120.422
23	37	5	St-Paul Racing Samuel Verheggen / BEL	Mercedes 190 EVO 2	7	1:59.980	21.516	120.020

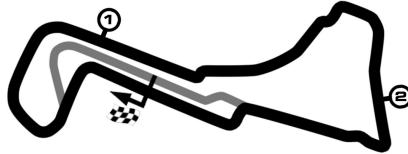
Subject to final scrutineering !

DTM Zolder

Circuit Zolder, length 4000 m

17. -19.05.2019

Tourenwagen Classics



TOURENWAGEN
CLASSICS

-Reg.No.: C-Z-DTM-NAT-009

Lap by Lap qualifying 2, 19.05.2019

4 Ronny Scheer , OPEL Astra DTM 1 / DEU															
1	2:44.986	2	1:51.286	3	1:44.342	4	1:43.349	5	1:47.523	pit	2:26.734	7	6:01.028	8	1:43.723
9	1:40.482	pit	2:12.281	11	4:06.911	12	1:39.480	13	1:38.464						

5 Jörg Koslowski , BMW E46 WTCC 1 / DEU															
1	3:09.845	2	1:47.555	3	1:46.313	4	1:45.760								

6 Harald Grohs , BMW M3 E30 DTM 2 / DEU															
1	3:06.156	2	2:04.293	3	1:51.552	4	1:49.798	pit	2:27.369	6	6:52.485	7	2:07.060	pit	2:18.538

10 Rene Ruch , BMW M3 E30 DTM 2 / CHE															
1	3:05.120	2	2:06.741	3	1:52.693	4	1:51.253	pit	2:27.117	6	7:21.504	7	1:49.857		

12 Peter Röllinghoff , BMW E46 WTCC 1 / DEU															
1	2:13.853	2	1:51.331	3	1:51.447	4	1:51.485	5	1:52.272	pit	2:35.433				

13 Gentleman's Fair , Mercedes 190 DTM EVO2 2 / BEL															
1	2:23.881	2	1:51.003	3	1:49.296	4	1:49.034	5	1:49.415	pit	2:30.067	7	6:17.004	8	1:48.858
9	1:49.103	pit	2:31.144	11	3:31.048	12	1:47.369	13	2:14.061						

15 Michael Menden , BMW M3 E30 Gruppe A 3 / DEU															
1	2:15.385	2	1:53.332	3	1:49.695	pit	2:10.505	pit	3:29.803	6	6:30.898	7	1:49.420	pit	2:04.016

17 Jan van Elderen , Ford Sierra RS500 EM 3 / NLD															
1	2:34.618	2	1:51.995	3	1:49.174	4	1:48.698	5	1:48.509	pit	2:29.954	7	6:15.647	8	1:47.111
9	1:47.726	pit	2:36.629	11	4:19.820	12	1:46.687								

19 Roger Waber , BMW M3 E30 DTM 2 / CHE															
1	3:04.371	2	2:04.604	3	1:48.741	4	1:47.813	pit	2:31.432	6	7:25.252	7	1:47.368	8	1:47.045
pit	2:39.958	10	3:20.089	11	1:47.432										

22 Evertjan Alders , BMW E30 325 Gruppe H 2 / BEL															
1	2:20.151	2	1:49.045	3	1:47.580	4	1:46.120	5	1:48.286	pit	2:23.755	7	6:28.888	8	1:48.287
9	1:45.090	pit	2:25.627	11	3:44.429	12	1:44.923	pit	2:25.224						

25 Armin Hahne , Ford Sierra RS500 3 / DEU															
1	2:39.696	2	1:49.632	3	1:47.476	4	1:46.784	5	1:54.898	pit	2:50.761	7	6:19.639	8	1:54.332
pit	2:36.664	10	4:51.340	11	1:49.177										

30 Dirk Van Rompuy , BMW M3 E30 DTM 2 / BEL															
1	2:51.124	2	1:58.075	3	1:51.259	4	1:50.735	pit	2:14.182	6	7:29.537	7	1:47.557	8	1:48.068
pit	2:19.383	10	3:58.051	11	1:46.508										

33 Tim Kuijl , BMW E36 325 DTC 5 / BEL															
1	2:10.537	2	1:52.051	3	1:51.031	pit	2:00.079	pit	3:57.782	6	6:24.634	7	1:54.421	8	1:51.849
pit	2:40.704														

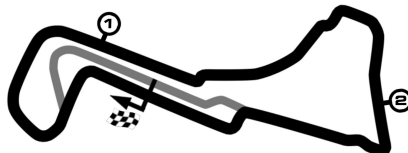
37 Samuel Verheggen , Mercedes 190 EVO 2 5 / BEL															
pit	2:44.758	2	2:54.605	3	2:06.716	pit	2:15.195	5	9:10.680	6	1:59.980	pit	2:29.356		

DTM Zolder

Circuit Zolder, length 4000 m

17. -19.05.2019

Tourenwagen Classics



TOURENWAGEN
CLASSICS

-Reg.No.: C-Z-DTM-NAT-009

Lap by Lap qualifying 2, 19.05.2019

39 Eric van de Poele , BMW M3 E30 Gruppe A 3 / BEL															
1	2:12.837	2	1:55.099	3	1:49.384	pit	2:07.769	pit	3:58.138	6	6:01.354	7	1:48.627	8	1:47.113
pit	2:24.564	10	4:11.136	11	1:47.699										

40 Joachim Kiesch , BMW M3 E30 Gruppe A 3 / DEU															
1	3:19.169	2	1:53.307	3	1:50.943	pit	2:09.802	5	12:57.007	pit	2:53.743	7	3:24.703	8	1:51.451

41 Kris Nissen , BMW M3 E30 Gruppe A 3 / CHE															
pit	3:19.417	2	2:54.256	3	2:07.008	4	1:50.645	pit	2:57.007	6	5:25.840	7	1:48.966	8	1:49.145
pit	2:50.203														

43 Thomas Feierabend , BMW M3 E30 Gruppe A 3 / DEU															
1	3:03.609	2	2:09.057	3	2:00.628	4	1:57.445	pit	2:33.946	6	7:02.686	7	1:57.123	pit	2:18.998
9	5:38.582	10	1:52.769												

46 Herbert Wagner , Audi A4 STW 4 / DEU															
1	2:17.790	2	1:55.195	3	1:54.882	4	1:52.163	5	1:53.814	pit	2:45.900	7	5:45.814	8	1:52.456
9	1:51.906	pit	2:35.549	11	3:36.977	12	1:50.910								

52 Thomas Schmidt , BMW E36 325 DTC 5 / DEU															
1	2:34.007	2	1:58.302	3	1:53.475	4	1:51.197	5	1:52.160	pit	2:55.550	7	5:46.537	8	1:54.468
pit	2:12.716	10	5:32.626	11	1:51.875										

53 Georgis Katssikis , OPEL Kadett GTE DRM/100MT / DEU															
1	2:31.321	2	1:54.068	3	1:52.854	4	1:51.007	5	1:51.687	pit	2:53.557	pit	6:32.161		

156 Harry Bryzmann , Alfa Romeo 156 STW 4 / FRA															
1	2:49.304	2	1:59.579	3	2:08.662	pit	3:00.056								

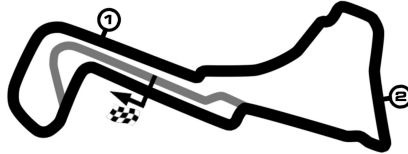
201 Roland Hölscher , Mercedes 190E DTC 2 / DEU															
1	2:43.865	2	1:59.367	3	1:55.935	4	1:56.619	pit	2:24.608	6	7:19.316	7	1:57.870	8	1:56.442
9	2:46.252	10	3:30.229	11	1:53.961										

DTM Zolder

Circuit Zolder, length 4000 m

17.-19.05.2019

Tourenwagen Classics



TOURENWAGEN
CLASSICS

-Reg.No.: C-Z-DTM-NAT-009

Lap Analysis qualifying 2, 19.05.2019

4 Ronny Scheer , OPEL Astra DTM 1 / DEU									theoretical besttime: 1:38.464								
Lap	Time	S1	V1	S2	V2	S3	V3	Vmax	Lap	Time	S1	V1	S2	V2	S3	V3	Vmax
1	2:44.986		166	46.735	170	37.975	164	170	8	1:43.723	32.645	184	39.883	186	31.195	199	186
2	1:51.286	36.956	175	41.438	176	32.892	193	176	9	1:40.482	32.071	188	37.977	193	30.434	201	193
3	1:44.342	33.275	184	39.504	188	31.563	197	188	10	2:12.281	31.862	190	46.500	132			132
4	1:43.349	32.448	183	38.936	194	31.965	198	194	11	4:06.911	2:56.311	177	38.967	189	31.633	197	189
5	1:47.523	33.943	188	39.911	191	33.669	198	191	12	1:39.480	32.064	189	37.125	194	30.291	201	194
6	2:26.734	34.477	159	53.055	111			111	13	1:38.464	31.769	188	36.618	197	30.077	199	197
7	6:01.028	4:46.533	177	41.638	171	32.857	197	171									

5 Jörg Koslowski , BMW E46 WTCC 1 / DEU									theoretical besttime: 1:45.212								
Lap	Time	S1	V1	S2	V2	S3	V3	Vmax	Lap	Time	S1	V1	S2	V2	S3	V3	Vmax
1	3:09.845		160	40.216	176	33.792	167	176	3	1:46.313	33.947	169	39.707	176	32.659	172	176
2	1:47.555	35.739	161	38.925	178	32.891	171	178	4	1:45.760	33.628	165	39.168	176	32.964	173	176

6 Harald Grohs , BMW M3 E30 DTM 2 / DEU									theoretical besttime: 1:48.935								
Lap	Time	S1	V1	S2	V2	S3	V3	Vmax	Lap	Time	S1	V1	S2	V2	S3	V3	Vmax
1	3:06.156		129	49.439	126	39.811	160	126	5	2:27.369	36.018	167	44.967	131			131
2	2:04.293	42.090	146	46.061	165	36.142	174	165	6	6:52.485	5:37.580	163	41.026	175	33.879	177	175
3	1:51.552	36.239	167	41.250	175	34.063	164	175	7	2:07.060	34.899	171	52.752	154	39.409	122	154
4	1:49.798	35.762	170	40.271	174	33.765	177	174	8	2:18.538	41.705	145	46.221	134			134

10 Rene Ruch , BMW M3 E30 DTM 2 / CHE									theoretical besttime: 1:49.824								
Lap	Time	S1	V1	S2	V2	S3	V3	Vmax	Lap	Time	S1	V1	S2	V2	S3	V3	Vmax
1	3:05.120		133	53.491	134	40.423	139	134	5	2:27.117	35.680	165	41.976	142			142
2	2:06.741	42.434	138	46.563	139	37.744	175	139	6	7:21.504	6:02.969	142	44.004	166	34.531	173	166
3	1:52.693	36.789	165	41.558	177	34.346	172	177	7	1:49.857	35.713	167	40.663	179	33.481	176	179
4	1:51.253	36.071	168	41.477	171	33.705	175	171									

12 Peter Röllinghoff , BMW E46 WTCC 1 / DEU									theoretical besttime: 1:50.690								
Lap	Time	S1	V1	S2	V2	S3	V3	Vmax	Lap	Time	S1	V1	S2	V2	S3	V3	Vmax
1	2:13.853		152	43.861	167	35.506	170	167	4	1:51.485	36.212	157	41.646	171	33.627	171	171
2	1:51.331	36.169	162	41.623	171	33.539	172	171	5	1:52.272	36.707	155	41.063	170	34.502	168	170
3	1:51.447	36.088	154	41.568	171	33.791	172	171	6	2:35.433	37.196	109	59.544	116			116

13 Gentleman's Fair , Mercedes 190 DTM EVO2 2 / BEL									theoretical besttime: 1:47.294								
Lap	Time	S1	V1	S2	V2	S3	V3	Vmax	Lap	Time	S1	V1	S2	V2	S3	V3	Vmax
1	2:23.881		130	45.064	164	35.524	163	164	8	1:48.858	34.745	164	39.819	172	34.294	167	172
2	1:51.003	35.791	161	40.675	169	34.537	164	169	9	1:49.103	35.485	165	39.477	171	34.141	166	171
3	1:49.296	35.372	164	39.842	170	34.082	165	170	10	2:31.144	34.443	165	59.920	91			91
4	1:49.034	34.756	166	40.073	169	34.205	165	169	11	3:31.048	2:16.595	162	40.525	171	33.928	166	171
5	1:49.415	34.770	165	39.887	159	34.758	165	159	12	1:47.369	34.518	160	39.293	172	33.558	166	172
6	2:30.067	34.986	163	58.612	105			105	13	2:14.061	44.225	143	47.002	140			140
7	6:17.004	5:01.138	158	40.534	154	35.332	165	154									

15 Michael Menden , BMW M3 E30 Gruppe A 3 / DEU									theoretical besttime: 1:48.909								
Lap	Time	S1	V1	S2	V2	S3	V3	Vmax	Lap	Time	S1	V1	S2	V2	S3	V3	Vmax
1	2:15.385		155	42.655	171	35.022	167	171	5	3:29.803	1:37.785	164	52.048	98			98
2	1:53.332	35.918	161	41.207	175	36.207	172	175	6	6:30.898	5:16.651	163	40.157	176	34.090	169	176
3	1:49.695	35.552	164	40.246	176	33.897	171	176	7	1:49.420	35.205	165	40.326	175	33.889	170	175
4	2:10.505	34.863	168	44.699	137			137	8	2:04.016	34.903	167	42.123	177			177

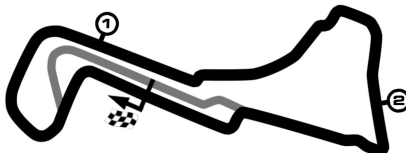
17 Jan van Elderen , Ford Sierra RS500 EM 3 / NLD									theoretical besttime: 1:46.308								
Lap	Time	S1	V1	S2	V2	S3	V3	Vmax	Lap	Time	S1	V1	S2	V2	S3	V3	Vmax
1	2:34.618		152	45.581	170	37.567	162	170	7	6:15.647	5:01.219	159	41.188	176	33.240	173	176
2	1:51.995	35.892	165	41.159	175	34.944	177	175	8	1:47.111	34.412	172	39.559	178	33.140	180	178
3	1:49.174	34.830	162	40.706	176	33.638	177	176	9	1:47.726	34.419	171	40.372	175	32.935	182	175
4	1:48.698	34.390	167	40.093	177	34.215	169	177	10	2:36.629	37.412	146	56.643	101			101
5	1:48.509	34.746	166	40.064	176	33.699	178	176	11	4:19.820	3:05.939	172	40.692	167	33.189	180	167
6	2:29.954	38.227	144	48.958	115			115	12	1:46.687	34.769	175	39.177	179	32.741	169	179

DTM Zolder

Circuit Zolder, length 4000 m

17.-19.05.2019

Tourenwagen Classics



TOURENWAGEN
CLASSICS

-Reg.No.: C-Z-DMT-NAT-009

Lap Analysis qualifying 2, 19.05.2019

19 Roger Waber , BMW M3 E30 DTM 2 / CHE										theoretical besttime: 1:46.710							
Lap	Time	S1	V1	S2	V2	S3	V3	Vmax	Lap	Time	S1	V1	S2	V2	S3	V3	Vmax
1	3:04.371		126	53.610	136	40.665	143	136	7	1:47.368	34.657	170	40.019	176	32.692	181	176
2	2:04.604	42.388	141	46.758	149	35.458	178	149	8	1:47.045	34.328	173	39.690	180	33.027	179	180
3	1:48.741	35.235	172	40.096	178	33.410	173	178	9	2:39.958	35.354	170	58.142	108			108
4	1:47.813	34.811	174	39.729	179	33.273	179	179	10	3:20.089	2:05.208	158	40.262	179	34.619	179	179
5	2:31.432	34.526	172	50.614	129			129	11	1:47.432	34.365	171	39.793	183	33.274	176	183
6	7:25.252	6:07.547	152	43.621	170	34.084	175	170									

22 Evertjan Alders , BMW E30 325 Gruppe H 2 / BEL										theoretical besttime: 1:44.776							
Lap	Time	S1	V1	S2	V2	S3	V3	Vmax	Lap	Time	S1	V1	S2	V2	S3	V3	Vmax
1	2:20.151		151	45.077	152	35.108	175	152	8	1:48.287	34.314	171	41.221	171	32.752	179	171
2	1:49.045	35.721	166	39.983	178	33.341	175	178	9	1:45.090	34.246	168	38.370	179	32.474	177	179
3	1:47.580	35.222	169	38.985	181	33.373	179	181	10	2:25.627	34.052	171	50.889	111			111
4	1:46.120	34.541	169	38.885	179	32.694	174	179	11	3:44.429	2:32.269	168	39.215	179	32.945	178	179
5	1:48.286	34.903	165	39.600	154	33.783	175	154	12	1:44.923	34.188	169	38.250	178	32.485	171	178
6	2:23.755	34.417	169	50.961	112			112	13	2:25.224	37.524	147	47.647	128			128
7	6:28.888	5:12.015	163	41.690	140	35.183	174	140									

25 Armin Hahne , Ford Sierra RS500 3 / DEU										theoretical besttime: 1:46.784							
Lap	Time	S1	V1	S2	V2	S3	V3	Vmax	Lap	Time	S1	V1	S2	V2	S3	V3	Vmax
1	2:39.696		167	44.866	176	34.074	185	176	7	6:19.639	4:58.785	160	45.018	167	35.836	175	167
2	1:49.632	35.643	175	40.575	183	33.414	184	183	8	1:54.332	36.393	140	42.816	173	35.123	173	173
3	1:47.476	34.703	175	39.765	184	33.008	184	184	9	2:36.664	35.498	151	54.876	87			87
4	1:46.784	34.267	176	39.648	183	32.869	185	183	10	4:51.340	3:34.493	168	41.667	166	35.180	179	166
5	1:54.898	37.468	152	43.357	183		187	183	11	1:49.177	34.846	172	40.689	173	33.642	160	173
6	2:50.761	44.499	117	1:02.529	102			102									

30 Dirk Van Rompuy , BMW M3 E30 DTM 2 / BEL										theoretical besttime: 1:46.043							
Lap	Time	S1	V1	S2	V2	S3	V3	Vmax	Lap	Time	S1	V1	S2	V2	S3	V3	Vmax
1	2:51.124		138	50.010	140	37.365	162	140	7	1:47.557	34.101	171	40.497	173	32.959	174	173
2	1:58.075	38.951	156	43.653	168	35.471	171	168	8	1:48.068	34.952	165	39.532	177	33.584	176	177
3	1:51.259	36.550	168	40.897	173	33.812	175	173	9	2:19.383	34.975	164	46.748	153			153
4	1:50.735	35.673	169	41.307	170	33.755	178	170	10	3:58.051	2:44.039	165	40.293	170	33.719	180	170
5	2:14.182	34.807	169	41.201	174			174	11	1:46.508	34.438	171	38.983	179	33.087	178	179
6	7:29.537	6:13.039	163	43.126	169	33.372	177	169									

33 Tim Kuijl , BMW E36 325 DTC 5 / BEL										theoretical besttime: 1:51.031							
Lap	Time	S1	V1	S2	V2	S3	V3	Vmax	Lap	Time	S1	V1	S2	V2	S3	V3	Vmax
1	2:10.537		142	45.065	164	36.058	159	164	6	6:24.634	5:06.327	149	42.829	165	35.478	157	165
2	1:52.051	35.779	158	41.264	167	35.008	159	167	7	1:54.421	35.727	159	43.342	158	35.352	157	158
3	1:51.031	35.622	159	40.711	166	34.698	158	166	8	1:51.849	35.727	159	41.097	163	35.025	156	163
4	2:00.079	35.716	160	40.827	167			167	9	2:40.704	37.498	106	1:04.250	96			96
5	3:57.782	2:03.112	157	56.303	87			87									

37 Samuel Verheggen , Mercedes 190 EVO 2 5 / BEL										theoretical besttime: 1:59.980							
Lap	Time	S1	V1	S2	V2	S3	V3	Vmax	Lap	Time	S1	V1	S2	V2	S3	V3	Vmax
1	2:44.758		137	49.373	147			147	5	9:10.680	7:46.251	144	46.608	156	37.821	156	156
2	2:54.605	1:26.921	147	47.813	148	39.871	129	148	6	1:59.980	38.135	153	44.542	156	37.303	153	156
3	2:06.716	41.383	148	45.534	154	39.799	125	154	7	2:29.356	38.582	152	45.810	123			123
4	2:15.195	41.757	145	45.599	151			151									

39 Eric van de Poel , BMW M3 E30 Gruppe A 3 / BEL										theoretical besttime: 1:47.113							
Lap	Time	S1	V1	S2	V2	S3	V3	Vmax	Lap	Time	S1	V1	S2	V2	S3	V3	Vmax
1	2:12.837		153	43.589	169	35.249	167	169	7	1:48.627	34.624	166	40.259	171	33.744	169	171
2	1:55.099	36.116	163	43.129	172	35.854	170	172	8	1:47.113	34.379	168	39.461	175	33.273	170	175
3	1:49.384	34.865	165	40.263	173	34.256	171	173	9	2:24.564	34.522	165	52.778	128			128
4	2:07.769	35.695	159	43.486	170			170	10	4:11.136	2:54.343	149	42.288	169	34.505	170	169
5	3:58.138	2:04.232	165	51.914	122			122	11	1:47.699	34.525	166	39.814	175	33.360	170	175
6	6:01.354	4:46.132	166	41.125	170	34.097	170	170									

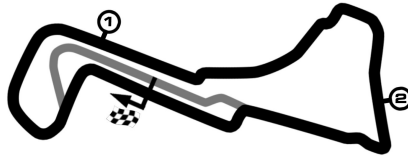
40 Joachim Kiesch , BMW M3 E30 Gruppe A 3 / DEU										theoretical besttime: 1:50.656							
Lap	Time	S1	V1	S2	V2	S3	V3	Vmax	Lap	Time	S1	V1	S2	V2	S3	V3	Vmax
1	3:19.169		146	46.623	153	35.679	169	153	5	12:57.007	11:40	158	41.798	168	35.158	123	168

DTM Zolder

Circuit Zolder, length 4000 m

17. -19.05.2019

Tourenwagen Classics



TOURENWAGEN
CLASSICS

Lap Analysis qualifying 2, 19.05.2019

-Reg.No.: C-Z-DTM-NAT-009

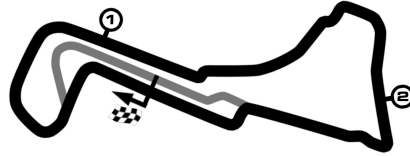
Lap	Time	S1	V1	S2	V2	S3	V3	Vmax	Lap	Time	S1	V1	S2	V2	S3	V3	Vmax
2	1:53.307	36.283	160	41.340	170	35.684	169	170	6	2:53.743	47.811	129	57.221	103			103
3	1:50.943	35.758	162	40.566	171	34.619	168	171	7	3:24.703	2:07.388	155	42.392	168	34.923	168	168
4	2:09.802	36.556	157	42.574	123			123	8	1:51.451	35.858	161	41.261	167	34.332	166	167

DTM Zolder

Circuit Zolder, length 4000 m

17. -19.05.2019

Tourenwagen Classics



TOURENWAGEN
CLASSICS

-Reg.No.: C-Z-DTM-NAT-009

Lap Analysis qualifying 2, 19.05.2019

41 Kris Nissen , BMW M3 E30 Gruppe A 3 / CHE

theoretical besttime: 1:48.850

Lap	Time	S1	V1	S2	V2	S3	V3	Vmax	Lap	Time	S1	V1	S2	V2	S3	V3	Vmax
1	3:19.417		127	49.460	128			128	6	5:25.840	4:07.213	158	41.330	171	37.297	163	171
2	2:54.256	1:37.727	158	42.136	167	34.393	166	167	7	1:48.966	35.052	166	40.241	171	33.673	167	171
3	2:07.008	36.447	159	48.239	141	42.322	166	141	8	1:49.145	34.936	167	40.302	169	33.907	167	169
4	1:50.645	35.536	164	40.353	173		109	173	9	2:50.203	42.853	148	57.875	93			93
5	2:57.007	54.468	86	1:01.510	108			108									

43 Thomas Feierabend , BMW M3 E30 Gruppe A 3 / DEU

theoretical besttime: 1:52.318

Lap	Time	S1	V1	S2	V2	S3	V3	Vmax	Lap	Time	S1	V1	S2	V2	S3	V3	Vmax
1	3:03.609		131	53.451	136	40.898	144	136	6	7:02.686	5:35.987	146	48.517	152	38.182	144	152
2	2:09.057	42.451	145	46.903	151	39.703	140	151	7	1:57.123	38.345	159	43.062	162	35.716	165	162
3	2:00.628	40.134	156	44.239	160	36.255	161	160	8	2:18.998	36.068	162	43.162	160			160
4	1:57.445	37.787	153	44.180	167	35.478	164	167	9	5:38.582	4:16.820	149	45.920	153	35.842	161	153
5	2:33.946	36.743	149	53.005	88			88	10	1:52.769	36.519	158	41.823	167	34.427	164	167

46 Herbert Wagner , Audi A4 STW 4 / DEU

theoretical besttime: 1:50.154

Lap	Time	S1	V1	S2	V2	S3	V3	Vmax	Lap	Time	S1	V1	S2	V2	S3	V3	Vmax
1	2:17.790		144	45.640	164	34.716	166	164	7	5:45.814	4:26.961	149	43.571	162	35.282	160	162
2	1:55.195	36.620	151	43.767	164	34.808	163	164	8	1:52.456	35.903	158	41.745	171	34.808	166	171
3	1:54.882	37.274	149	42.876	166	34.732	164	166	9	1:51.906	35.906	159	42.083	167	33.917	168	167
4	1:52.163	36.637	157	42.173	167	33.353	166	167	10	2:35.549	35.804	160	1:00.133	107			107
5	1:53.814	35.998	161	41.803	169	36.013	166	169	11	3:36.977	2:17.581	146	43.947	158	35.449	162	158
6	2:45.900	47.009	112	1:03.229	110			110	12	1:50.910	35.988	154	40.997	168	33.925	166	168

52 Thomas Schmidt , BMW E36 325 DTC 5 / DEU

theoretical besttime: 1:51.013

Lap	Time	S1	V1	S2	V2	S3	V3	Vmax	Lap	Time	S1	V1	S2	V2	S3	V3	Vmax
1	2:34.007		124	49.260	133	39.260	143	133	7	5:46.537	4:23.462	135	46.224	149	36.851	152	149
2	1:58.302	38.784	146	43.728	150	35.790	154	150	8	1:54.468	36.783	154	42.345	161	35.340	156	161
3	1:53.475	36.299	156	42.398	161	34.778	155	161	9	2:12.716	35.556	159	42.003	161			161
4	1:51.197	35.578	159	41.035	163	34.584	155	163	10	5:32.626	4:13.866	154	42.900	160	35.860	155	160
5	1:52.160	35.605	157	40.955	162		111	162	11	1:51.875	36.418	156	40.904	160	34.553	156	160
6	2:55.550	47.088	82	1:07.698	86			86									

53 Georgis Katssikis , OPEL Kadett GTE DRM/100MT / DEU

theoretical besttime: 1:51.007

Lap	Time	S1	V1	S2	V2	S3	V3	Vmax	Lap	Time	S1	V1	S2	V2	S3	V3	Vmax
1	2:31.321		127	46.665	148	38.883	161	148	5	1:51.687	35.851	159	41.319	167		163	167
2	1:54.068	36.855	157	42.283	164	34.930	162	164	6	2:53.557	44.404	137	1:00.761	102			102
3	1:52.854	35.825	158	42.155	166	34.874	166	166	7	6:32.161	4:31.701	142	56.599	98			98
4	1:51.007	35.785	160	40.857	167	34.365	164	167									

156 Harry Bryzmann , Alfa Romeo 156 STW 4 / FRA

theoretical besttime: 1:58.477

Lap	Time	S1	V1	S2	V2	S3	V3	Vmax	Lap	Time	S1	V1	S2	V2	S3	V3	Vmax
1	2:49.304		149	48.845	160	38.047	166	160	3	2:08.662	38.216	162	46.304	137	44.142	123	137
2	1:59.579	39.318	158	44.312	167	35.949	166	167	4	3:00.056	50.083	113	1:02.299	92			92

201 Roland Hölischer , Mercedes 190E DTC 2 / DEU

theoretical besttime: 1:53.961

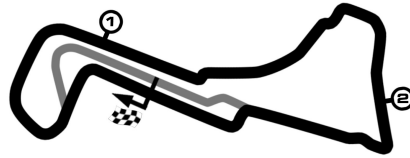
Lap	Time	S1	V1	S2	V2	S3	V3	Vmax	Lap	Time	S1	V1	S2	V2	S3	V3	Vmax
1	2:43.865		140	48.794	149	38.608	156	149	7	1:57.870	37.632	158	44.563	169	35.675	166	169
2	1:59.367	39.674	152	43.984	166	35.709	162	166	8	1:56.442	38.055	159	42.548	169	35.839	148	169
3	1:55.935	37.644	158	42.858	167	35.433	166	167	9	2:46.252	38.753	157	58.557	96			96
4	1:56.619	38.215	156	42.738	170	35.666	166	170	10	3:30.229	2:07.267	147	45.739	165	37.223	163	165
5	2:24.608	37.723	159	46.910	145			145	11	1:53.961	37.431	158	41.738	170	34.792	166	170
6	7:19.316	5:57.458	143	45.649	163	36.209	163	163									

DTM Zolder

Circuit Zolder, length 4000 m

17. -19.05.2019

Tourenwagen Classics



TOURENWAGEN
CLASSICS

Topspeed qualifying 2, 19.05.2019

-Reg.No.: C-Z-DTM-NAT-009

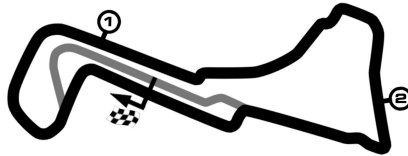
Car No.	Driver	Make	Speed km/h
4	Ronny Scheer	OPEL Astra DTM	197
25	Armin Hahne	Ford Sierra RS500	184
19	Roger Waber	BMW M3 E30 DTM	183
22	Evertjan Alders	BMW E30 325 Gruppe H	181
30	Dirk Van Rompuy	BMW M3 E30 DTM	179
10	Rene Ruch	BMW M3 E30 DTM	179
17	Jan van Elderen	Ford Sierra RS500 EM	179
5	Jörg Koslowski	BMW E46 WTCC	178
15	Michael Menden	BMW M3 E30 Gruppe A	177
6	Harald Grohs	BMW M3 E30 DTM	175
39	Eric van de Poele	BMW M3 E30 Gruppe A	175
41	Kris Nissen	BMW M3 E30 Gruppe A	173
13	Gentleman's Fair	Mercedes 190 DTM EVO2	172
40	Joachim Kiesch	BMW M3 E30 Gruppe A	171
12	Peter Röllinghoff	BMW E46 WTCC	171
46	Herbert Wagner	Audi A4 STW	171
201	Roland Hölscher	Mercedes 190E DTC	170
43	Thomas Feierabend	BMW M3 E30 Gruppe A	167
53	Georgis Katssikis	OPEL Kadett GTE	167
156	Harry Bryzmann	Alfa Romeo 156 STW	167
33	Tim Kuijl	BMW E36 325 DTC	167
52	Thomas Schmidt	BMW E36 325 DTC	163
37	Samuel Verheggen	Mercedes 190 EVO 2	156

DTM Zolder

Circuit Zolder, length 4000 m

17. -19.05.2019

Tourenwagen Classics



TOURENWAGEN
CLASSICS

-Reg.No.: C-Z-DTM-NAT-009

Best Sector Times qualifying 2

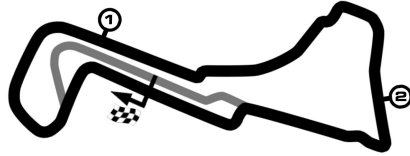
Pos.	sector 1			sector 2			sector 3			theoretical and best lap time				
	No	Driver	Time	No	Driver	Time	No	Driver	Time	No	Driver	theoretical	Best	Pos
1	4	Scheer R.	31.769	4	Scheer R.	36.618	4	Scheer R.	30.077	4	Scheer R.	1:38.464	1:38.464	1
2	5	Koslowski J.	33.628	22	Alders E.	38.250	22	Alders E.	32.474	22	Alders E.	1:44.776	1:44.923	2
3	22	Alders E.	34.052	5	Koslowski J.	38.925	5	Koslowski J.	32.659	5	Koslowski J.	1:45.212	1:45.760	3
4	30	Van Rompuy D.	34.101	30	Van Rompuy D.	38.983	19	Waber R.	32.692	30	Van Rompuy D.	1:46.043	1:46.508	4
5	25	Hahne-Schneider	34.267	17	van Elderen-van Elde	39.177	17	van Elderen-van Elde	32.741	17	van Elderen-van Elde	1:46.308	1:46.687	5
6	19	Waber R.	34.328	13	Fair G.	39.293	25	Hahne-Schneider	32.869	19	Waber R.	1:46.710	1:47.045	7
7	39	van de Poele-Hessel	34.379	39	van de Poele-Hessel	39.461	30	Van Rompuy D.	32.959	25	Hahne-Schneider	1:46.784	1:46.784	6
8	17	van Elderen-van Elde	34.390	25	Hahne-Schneider	39.648	39	van de Poele-Hessel	33.273	39	van de Poele-Hessel	1:47.113	1:47.113	8
9	13	Fair G.	34.443	19	Waber R.	39.690	46	Wagner H.	33.353	13	Fair G.	1:47.294	1:47.369	9
10	15	Menden M.	34.863	15	Menden M.	40.157	10	Ruch R.	33.481	41	Nissen K.	1:48.850	1:48.966	10
11	6	Grohs-Bahr	34.899	41	Nissen K.	40.241	12	Röllinghoff P.	33.539	15	Menden M.	1:48.909	1:49.420	11
12	41	Nissen K.	34.936	6	Grohs-Bahr	40.271	13	Fair G.	33.558	6	Grohs-Bahr	1:48.935	1:49.798	12
13	52	Schmidt T.	35.556	40	Kiesch J.	40.566	41	Nissen K.	33.673	10	Ruch R.	1:49.824	1:49.857	13
14	33	Kuijl T.	35.622	10	Ruch R.	40.663	6	Grohs-Bahr	33.765	46	Wagner H.	1:50.154	1:50.910	14
15	10	Ruch R.	35.680	33	Kuijl T.	40.711	15	Menden M.	33.889	40	Kiesch J.	1:50.656	1:50.943	15
16	40	Kiesch J.	35.758	53	Katssikis G.	40.857	40	Kiesch J.	34.332	12	Röllinghoff P.	1:50.690	1:51.331	19
17	53	Katssikis G.	35.785	52	Schmidt T.	40.904	53	Katssikis G.	34.365	53	Katssikis G.	1:51.007	1:51.007	16
18	46	Wagner H.	35.804	46	Wagner H.	40.997	43	Feierabend T.	34.427	52	Schmidt T.	1:51.013	1:51.197	18
19	43	Feierabend T.	36.068	12	Röllinghoff P.	41.063	52	Schmidt T.	34.553	33	Kuijl T.	1:51.031	1:51.031	17
20	12	Röllinghoff P.	36.088	201	Hölscher R.	41.738	33	Kuijl T.	34.698	43	Feierabend T.	1:52.318	1:52.769	20
21	201	Hölscher R.	37.431	43	Feierabend T.	41.823	201	Hölscher R.	34.792	201	Hölscher R.	1:53.961	1:53.961	21
22	37	Verheggen S.	38.135	156	Bryzmann H.	44.312	156	Bryzmann H.	35.949	156	Bryzmann H.	1:58.477	1:59.579	22
23	156	Bryzmann H.	38.216	37	Verheggen S.	44.542	37	Verheggen S.	37.303	37	Verheggen S.	1:59.980	1:59.980	23

DTM Zolder

Circuit Zolder, length 4000 m

17. -19.05.2019

Tourenwagen Classics

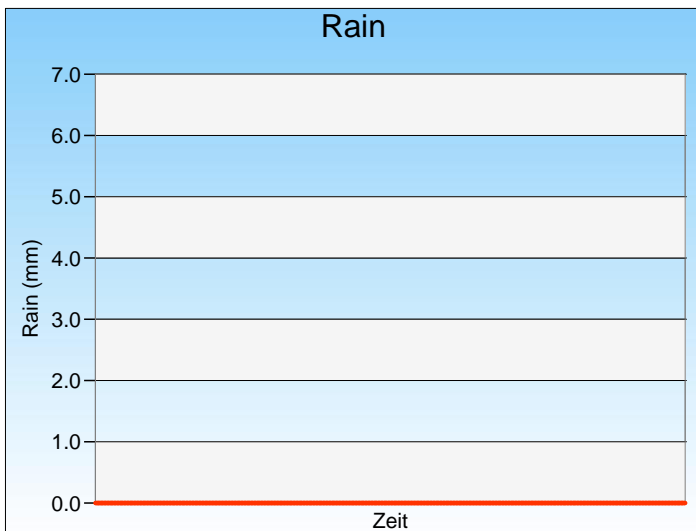
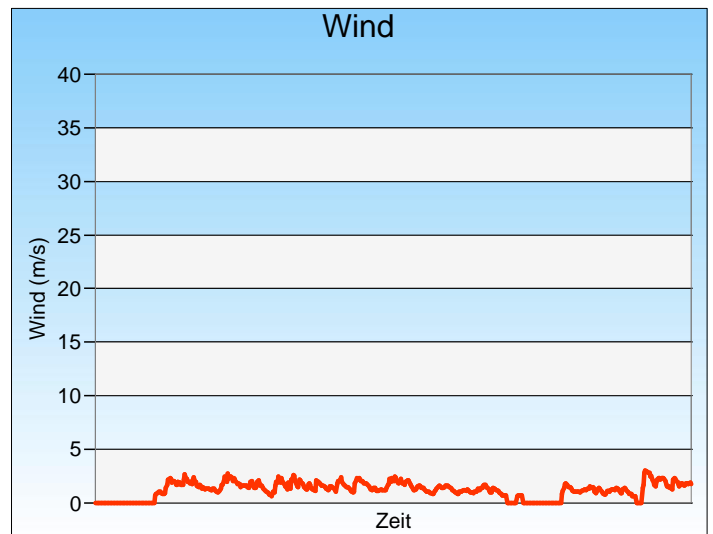
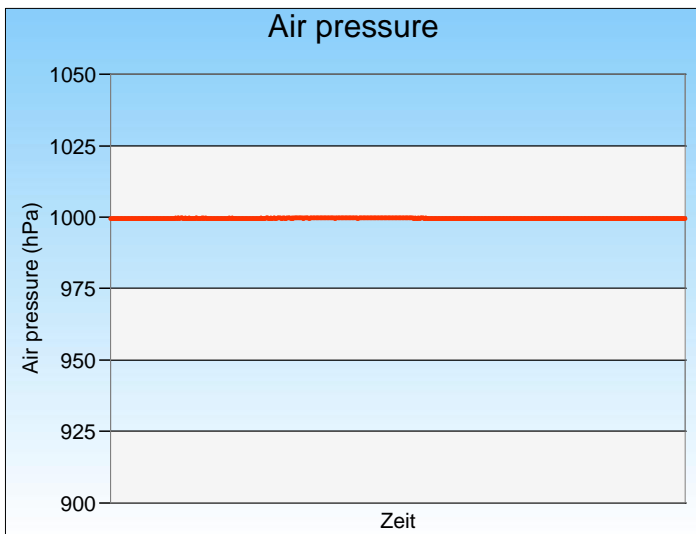
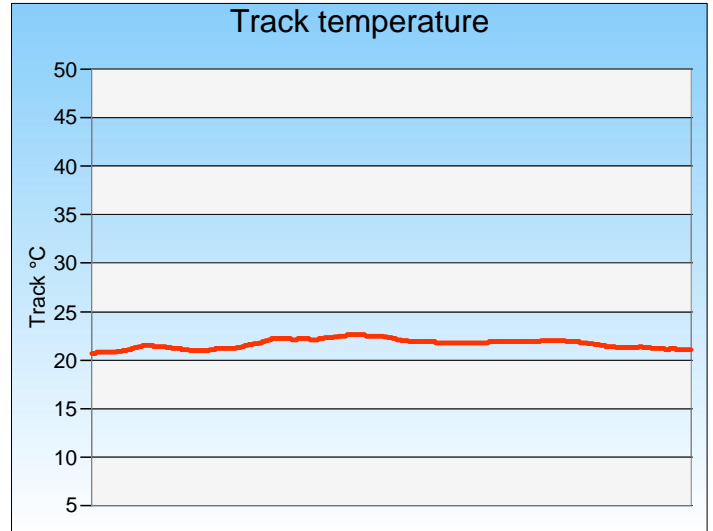
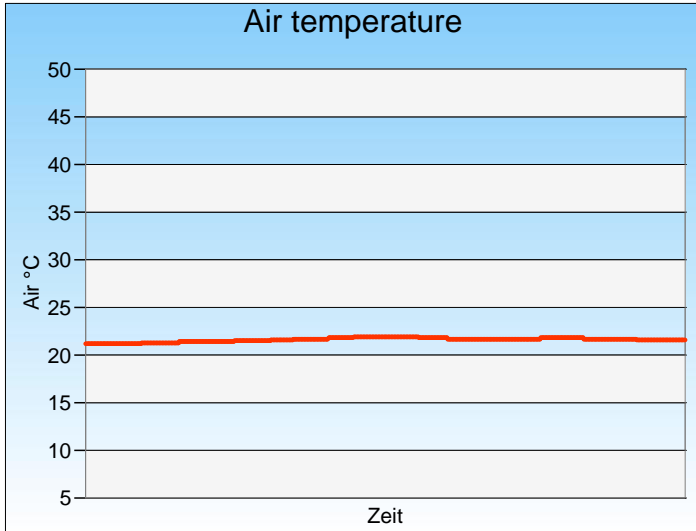


TOURENWAGEN
CLASSICS

Weather qualifying 2

-Reg.No.: C-Z-DTM-NAT-009

19.05.2019, 09:20:00 - 9:40:00



Weather:

