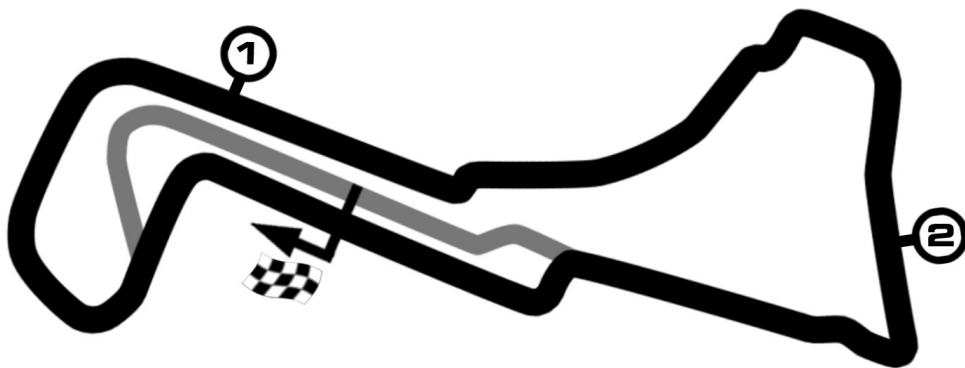


TOURENwagen CLASSICS

DTM Zolder

free practice



Circuit Zolder 4000 m

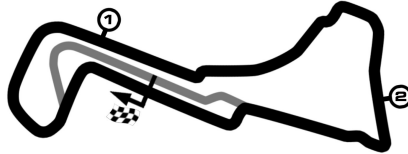
17. -19.05.2019

DTM Zolder

Circuit Zolder, length 4000 m

17. -19.05.2019

Tourenwagen Classics



TOURENWAGEN
CLASSICS

-Reg.No.: C-Z-DTM-NAT-009

Result free practice, 17.05.2019

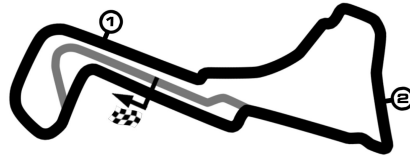
POS.	No.	CL.	Team Driver, Place	Car	Laps	Besttime	Gap	km/h fastest
1	6	2	Vogelsang CHRSN Harald Grohs / DEU Ralph Bahr / DEU	BMW M3 E30 DTM	7	1:46.714		134.940
2	22	2	Atrex Motorsports Evertjan Alders / BEL	BMW E30 325 Gruppe H	14	1:47.099	00.385	134.455
3	39	3	2.0 Automotive Eric van de Poele / BEL Marc Hessel / DEU	BMW M3 E30 Gruppe A	14	1:47.167	00.453	134.370
4	15	3	Menden Brothers Michael Menden / DEU	BMW M3 E30 Gruppe A	14	1:48.611	01.897	132.583
5	5	1	Heup Motorsport Jörg Koslowski / DEU	BMW E46 WTCC	13	1:48.872	02.158	132.265
6	30	2	Qvick Racing Dirk Van Rompuy / BEL	BMW M3 E30 DTM	14	1:48.965	02.251	132.153
7	13	2	Automotiv Photography Gentleman's Fair / BEL	Mercedes 190 DTM EVO2	15	1:48.994	02.280	132.117
8	25	3	Schneider Motorsport Armin Hahne / DEU Volker Schneider / DEU	Ford Sierra RS500	16	1:49.093	02.379	131.997
9	41	3	CHRSN Kris Nissen / CHE	BMW M3 E30 Gruppe A	14	1:49.589	02.875	131.400
10	19	2	CHRSN Roger Waber / CHE	BMW M3 E30 DTM	15	1:49.605	02.891	131.381
11	33	5	St-Paul Racing Tim Kuijl / BEL	BMW E36 325 DTC	15	1:49.889	03.175	131.041
12	53	DRM	Georgis Katssikis / DEU	OPEL Kadett GTE	7	1:50.933	04.219	129.808
13	12	1	Röllinghoff Motorsport Peter Röllinghoff / DEU	BMW E46 WTCC	12	1:51.549	04.835	129.091
14	52	5	GTS Motorsport Thomas Schmidt / DEU	BMW E36 325 DTC	13	1:51.633	04.919	128.994
15	46	4	Wagner Racing Herbert Wagner / DEU	Audi A4 STW	15	1:51.690	04.976	128.928
16	40	3	Kiesch Motorsport Joachim Kiesch / DEU	BMW M3 E30 Gruppe A	9	1:52.035	05.321	128.531
17	201	2	Petrol Headz Roland Hölscher / DEU	Mercedes 190E DTC	16	1:52.614	05.900	127.870
18	10	2	Ruch Motorsport Rene Ruch / CHE	BMW M3 E30 DTM	15	1:52.692	05.978	127.782
19	43	3	CHRSN Thomas Feierabend / DEU	BMW M3 E30 Gruppe A	15	1:55.866	09.152	124.281
20	37	5	St-Paul Racing Samuel Verheggen / BEL	Mercedes 190 EVO 2	15	1:56.004	09.290	124.134
21	156	4	Bryzmann Motorsport Harry Bryzmann / FRA	Alfa Romeo 156 STW	6	1:57.982	11.268	122.053
86	4		Füller Motorsport Gerhard Füller / DEU	OPEL Vectra STW	1	00.000		0.000
	4	1	Heup Motorsport Ronny Scheer / DEU	OPEL Astra DTM	1	00.000		0.000

DTM Zolder

Circuit Zolder, length 4000 m

17. -19.05.2019

Tourenwagen Classics



TOURENWAGEN
CLASSICS

-Reg.No.: C-Z-DTM-NAT-009

Lap by Lap free practice, 17.05.2019

4 Ronny Scheer , OPEL Astra DTM 1 / DEU													
pit	5:27.187												

5 Jörg Koslowski , BMW E46 WTCC 1 / DEU															
1	3:05.710	pit	2:23.210	3	7:34.570	4	1:52.024	pit	2:03.635	6	10:22.421	7	1:50.653	8	1:49.121
9	1:49.411	10	1:49.490	11	1:48.872	12	1:53.118	pit	2:06.873						

6 Harald Grohs , BMW M3 E30 DTM 2 / DEU															
1	2:25.010	2	1:54.598	pit	2:32.602	4	6:14.690	5	1:47.397	6	1:46.714	pit	2:35.850		

10 Rene Ruch , BMW M3 E30 DTM 2 / CHE															
1	2:58.133	2	2:14.762	pit	2:48.761	4	5:37.090	5	2:01.416	6	1:55.401	pit	2:40.004	8	6:24.556
9	1:56.420	10	2:06.806	11	1:53.065	12	1:54.027	13	1:55.358	14	1:52.692	15	1:53.702		

12 Peter Röllinghoff , BMW E46 WTCC 1 / DEU															
1	2:25.744	2	1:57.901	pit	2:32.806	4	6:24.312	5	1:51.895	6	1:51.549	pit	2:38.693	8	7:27.316
9	1:54.358	10	1:54.244	11	2:01.820	pit	2:10.947								

13 Gentleman's Fair , Mercedes 190 DTM EVO2 2 / BEL															
1	3:00.882	2	1:56.105	pit	2:41.587	4	5:36.514	5	1:52.862	6	1:51.035	pit	2:38.092	8	6:56.723
9	1:49.592	10	1:49.164	11	1:49.164	12	1:48.994	13	2:02.957	pit	2:04.032	15	3:37.128		

15 Michael Menden , BMW M3 E30 Gruppe A 3 / DEU															
1	2:40.980	2	1:55.711	pit	2:38.585	4	6:18.176	5	1:51.619	6	1:49.842	pit	2:39.863	8	7:31.014
9	2:00.870	10	1:50.698	11	1:48.611	12	1:50.727	13	1:49.185	pit	2:27.741				

19 Roger Waber , BMW M3 E30 DTM 2 / CHE															
1	2:58.457	2	2:07.828	pit	2:41.990	4	6:17.276	5	1:52.603	6	1:56.834	pit	2:57.935	8	6:06.420
9	1:49.605	10	1:52.644	11	1:49.707	12	1:50.152	13	1:49.643	14	1:49.886	pit	2:25.031		

22 Evertjan Alders , BMW E30 325 Gruppe H 2 / BEL															
1	2:58.844	2	1:55.410	pit	2:42.253	4	5:33.133	5	1:47.194	6	1:47.233	pit	2:15.355	8	8:40.417
9	1:49.162	10	1:47.259	11	1:47.099	12	1:47.449	13	1:51.459	pit	2:29.308				

25 Armin Hahne , Ford Sierra RS500 3 / DEU															
1	2:42.521	2	1:57.483	pit	2:38.668	4	6:25.194	5	1:52.308	6	1:49.876	pit	2:39.089	8	6:46.150
9	1:49.204	10	1:49.093	11	1:49.756	12	1:49.709	13	1:54.063	14	1:49.361	15	1:49.577	16	1:49.641

30 Dirk Van Rompuy , BMW M3 E30 DTM 2 / BEL															
1	3:04.245	2	2:06.121	pit	2:44.427	4	5:42.969	pit	2:09.095	pit	3:58.475	7	6:42.936	8	1:52.310
9	1:50.693	pit	2:05.734	11	4:01.728	12	1:49.743	13	1:49.699	14	1:48.965				

33 Tim Kuijl , BMW E36 325 DTC 5 / BEL															
1	2:28.599	2	1:53.666	pit	2:31.345	4	6:35.714	5	1:51.183	6	1:51.063	pit	2:41.534	8	6:41.343
9	1:51.309	10	1:49.889	pit	2:02.485	12	2:13.993	13	1:51.442	14	1:49.950	15	1:50.407		

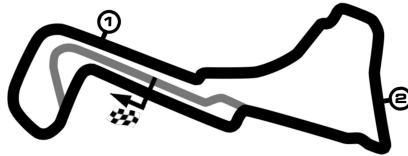
37 Samuel Verheggen , Mercedes 190 EVO 2 5 / BEL															
1	3:01.774	2	2:07.856	pit	2:43.282	4	5:41.790	5	1:59.098	6	1:58.696	pit	2:34.105	8	6:24.311
9	2:16.274	10	1:59.519	11	1:56.849	12	1:56.004	pit	2:08.209	14	3:10.607	15	1:58.124		

DTM Zolder

Circuit Zolder, length 4000 m

17. -19.05.2019

Tourenwagen Classics



TOURENWAGEN
CLASSICS

-Reg.No.: C-Z-DTM-NAT-009

Lap by Lap free practice, 17.05.2019

39 Eric van de Poele , BMW M3 E30 Gruppe A 3 / BEL															
1	2:17.056	2	1:52.667	pit	2:17.717	4	6:45.876	5	1:49.462	6	1:48.339	pit	2:15.802	8	7:16.385
9	1:52.611	10	1:47.309	11	1:47.167	pit	2:06.917	13	5:32.850	14	2:07.285				

40 Joachim Kiesch , BMW M3 E30 Gruppe A 3 / DEU															
1	2:29.868	pit	2:06.790	pit	14:02.022	4	9:14.782	5	1:53.257	6	1:52.035	pit	2:02.778	pit	3:34.428
9	3:22.216														

41 Kris Nissen , BMW M3 E30 Gruppe A 3 / CHE															
1	3:06.490	2	2:08.312	pit	2:41.410	4	5:34.561	5	1:52.269	6	1:50.891	pit	2:33.563	8	6:22.138
9	1:52.029	10	1:50.523	11	1:49.719	12	1:49.640	13	1:49.589	pit	2:07.323				

43 Thomas Feierabend , BMW M3 E30 Gruppe A 3 / DEU															
1	3:04.032	2	2:13.064	pit	2:46.799	4	5:49.059	5	2:02.273	6	2:03.092	pit	3:02.168	8	6:04.611
9	2:01.055	10	1:59.012	11	1:56.410	12	1:58.832	13	1:55.866	14	1:57.249	pit	2:11.743		

46 Herbert Wagner , Audi A4 STW 4 / DEU															
1	2:36.389	2	2:09.857	pit	2:48.638	4	6:24.264	5	1:56.989	6	2:47.183	pit	5:23.301	8	3:27.706
9	1:54.986	10	1:52.866	11	1:51.690	12	1:54.982	13	1:53.154	14	1:53.706	15	1:59.811		

52 Thomas Schmidt , BMW E36 325 DTC 5 / DEU															
1	2:21.275	2	1:58.715	pit	2:38.449	4	6:41.585	5	1:59.024	6	1:55.079	pit	2:36.051	8	6:59.905
9	1:53.914	10	1:52.569	11	1:51.633	pit	2:07.552	pit	2:29.781						

53 Georgis Katssikis , OPEL Kadett GTE DRM/100MT / DEU															
1	2:57.826	2	2:09.561	pit	2:36.817	4	5:43.872	5	1:52.694	6	1:50.933	pit	2:39.418		

86 Gerhard Füller , OPEL Vectra STW 4 / DEU															
1	3:21.925														

156 Harry Bryzmann , Alfa Romeo 156 STW 4 / FRA															
1	3:13.505	2	2:05.347	pit	2:48.701	4	5:42.462	5	1:57.982	pit	8:13.314				

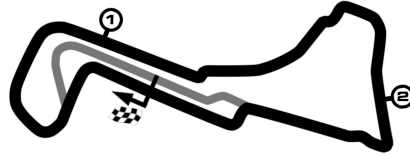
201 Roland Hölscher , Mercedes 190E DTC 2 / DEU															
1	3:00.533	2	2:07.805	pit	2:43.189	4	5:38.925	5	1:55.203	6	1:54.692	pit	2:40.708	8	6:23.929
9	1:52.614	10	1:53.339	11	1:53.819	12	1:53.827	13	1:54.308	14	1:52.920	15	1:54.555	16	1:53.308

DTM Zolder

Circuit Zolder, length 4000 m

17. -19.05.2019

Tourenwagen Classics



TOURENWAGEN
CLASSICS

-Reg.No.: C-Z-DTM-NAT-009

Lap Analysis free practice, 17.05.2019

4 Ronny Scheer , OPEL Astra DTM 1 / DEU										theoretical besttime:							
Lap	Time	S1	V1	S2	V2	S3	V3	Vmax	Lap	Time	S1	V1	S2	V2	S3	V3	Vmax
1	5:27.187		126	1:07.78	82			82									

5 Jörg Koslowski , BMW E46 WTCC 1 / DEU										theoretical besttime: 1:47.520							
Lap	Time	S1	V1	S2	V2	S3	V3	Vmax	Lap	Time	S1	V1	S2	V2	S3	V3	Vmax
1	3:05.710		105	52.119	142	36.501	165	142	8	1:49.121	34.865	163	40.266	174	33.990	172	174
2	2:23.210	43.106	156	43.189	153			153	9	1:49.411	34.910	163	39.601	174	34.900	171	174
3	7:34.570	6:19.107	161	40.924	172	34.539	170	172	10	1:49.490	34.768	162	40.158	175	34.564	171	175
4	1:52.024	35.713	162	40.699	171	35.612	172	171	11	1:48.872	35.328	162	40.302	173	33.242	172	173
5	2:03.635	36.642	102	42.421	174			174	12	1:53.118	34.677	164	41.612	176	36.829	170	176
6	10:22.421	8:50.216	127	52.119	107	40.086	171	107	13	2:06.873	35.616	163	41.297	173			173
7	1:50.653	35.057	163	40.915	142	34.681	171	142									

6 Harald Grohs , BMW M3 E30 DTM 2 / DEU										theoretical besttime: 1:46.642							
Lap	Time	S1	V1	S2	V2	S3	V3	Vmax	Lap	Time	S1	V1	S2	V2	S3	V3	Vmax
1	2:25.010		148	46.612	154	36.296	173	154	5	1:47.397	34.740	171	39.012	179	33.645	177	179
2	1:54.598	38.975	164	41.689	176	33.934	174	176	6	1:46.714	34.812	171	38.817	179	33.085	175	179
3	2:32.602	38.416	169	40.372	109			109	7	2:35.850	36.714	170	47.929	115			115
4	6:14.690	5:01.075	169	40.306	177	33.309	175	177									

10 Rene Ruch , BMW M3 E30 DTM 2 / CHE										theoretical besttime: 1:52.129							
Lap	Time	S1	V1	S2	V2	S3	V3	Vmax	Lap	Time	S1	V1	S2	V2	S3	V3	Vmax
1	2:58.133		123	51.229	144	40.170	164	144	9	1:56.420	37.387	165	43.622	162	35.411	172	162
2	2:14.762	40.569	137	50.995	127	43.198	144	127	10	2:06.806	42.036	115	48.880	134	35.890	173	134
3	2:48.761	53.342	118	55.851	120			120	11	1:53.065	36.811	167	41.899	173	34.355	173	173
4	5:37.090	4:14.315	151	45.568	156	37.207	166	156	12	1:54.027	36.733	166	42.562	173	34.732	174	173
5	2:01.416	38.259	160	45.670	139	37.487	168	139	13	1:55.358	38.836	157	42.325	170	34.197	176	170
6	1:55.401	37.715	161	42.993	169	34.693	171	169	14	1:52.692	36.736	164	41.360	175	34.596	172	175
7	2:40.004	40.045	97	59.282	105			105	15	1:53.702	36.572	170	42.191	171	34.939	157	171
8	6:24.556	5:04.839	155	44.242	163	35.475	171	163									

12 Peter Röllinghoff , BMW E46 WTCC 1 / DEU										theoretical besttime: 1:51.486							
Lap	Time	S1	V1	S2	V2	S3	V3	Vmax	Lap	Time	S1	V1	S2	V2	S3	V3	Vmax
1	2:25.744		147	46.456	161	36.374	166	161	7	2:38.693	36.469	157	46.772	119			119
2	1:57.901	38.778	158	42.452	171	36.671	166	171	8	7:27.316	6:07.565	152	44.799	161	34.952	169	161
3	2:32.806	37.213	161	47.125	95			95	9	1:54.358	37.246	157	42.056	170	35.056	165	170
4	6:24.312	5:07.987	153	41.814	169	34.511	169	169	10	1:54.244	36.437	163	41.201	171	36.606	145	171
5	1:51.895	36.789	156	41.058	170	34.048	169	170	11	2:01.820	37.879	163	46.028	151	37.913	149	151
6	1:51.549	36.398	159	41.121	171	34.030	166	171	12	2:10.947	38.301	157	44.649	164			164

13 Gentleman's Fair , Mercedes 190 DTM EVO2 2 / BEL										theoretical besttime: 1:48.558							
Lap	Time	S1	V1	S2	V2	S3	V3	Vmax	Lap	Time	S1	V1	S2	V2	S3	V3	Vmax
1	3:00.882		131	50.851	148	38.686	154	148	9	1:49.592	34.990	162	40.178	169	34.424	162	169
2	1:56.105	38.570	158	42.252	161	35.283	162	161	10	1:49.164	34.673	161	39.922	171	34.569	163	171
3	2:41.587	38.031	116	55.252	99			99	11	1:49.164	34.911	164	40.165	169	34.088	164	169
4	5:36.514	4:20.229	164	41.443	168	34.842	160	168	12	1:48.994	35.045	163	39.797	172	34.152	162	172
5	1:52.862	36.590	161	41.130	169	35.142	159	169	13	2:02.957	46.338	152	42.024	167	34.595	161	167
6	1:51.035	35.847	158	40.735	168	34.453	164	168	14	2:04.032	35.112	164	39.838	170			170
7	2:38.092	35.519	162	40.795	137			137	15	3:37.128	2:21.141	164	40.552	160	35.435	126	160
8	6:56.723	5:41.095	161	40.578	171	35.050	160	171									

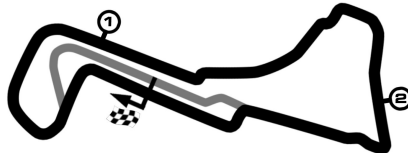
15 Michael Menden , BMW M3 E30 Gruppe A 3 / DEU										theoretical besttime: 1:48.539							
Lap	Time	S1	V1	S2	V2	S3	V3	Vmax	Lap	Time	S1	V1	S2	V2	S3	V3	Vmax
1	2:40.980		151	45.101	167	35.324	167	167	8	7:31.014	5:44.943	90	58.291	111	47.780	122	111
2	1:55.711	37.319	163	43.291	169	35.101	164	169	9	2:00.870	42.445	118	43.688	173	34.737	167	173
3	2:38.585	36.565	161	55.999	100			100	10	1:50.698	35.668	165	40.301	173	34.729	170	173
4	6:18.176	5:00.878	159	41.560	173	35.738	166	173	11	1:48.611	35.145	166	39.808	176	33.658	170	176
5	1:51.619	36.030	163	40.910	174	34.679	169	174	12	1:50.727	35.073	167	41.637	171	34.017	168	171
6	1:49.842	35.594	165	40.089	174	34.159	168	174	13	1:49.185	35.250	165	39.953	173	33.982	169	173
7	2:39.863	35.362	163	49.419	115			115	14	2:27.741	41.366	123	52.767	112			112

DTM Zolder

Circuit Zolder, length 4000 m

17. -19.05.2019

Tourenwagen Classics



TOURENWAGEN
CLASSICS

-Reg.No.: C-Z-DTM-NAT-009

Lap Analysis free practice, 17.05.2019

19 Roger Waber , BMW M3 E30 DTM 2 / CHE

theoretical besttime: 1:48.913

Lap	Time	S1	V1	S2	V2	S3	V3	Vmax	Lap	Time	S1	V1	S2	V2	S3	V3	Vmax
1	2:58.457		129	51.016	149	38.527	165	149	9	1:49.605	35.002	170	40.586	177	34.017	177	177
2	2:07.828	41.236	141	49.268	150	37.324	166	150	10	1:52.644	36.218	158	42.417	163	34.009	177	163
3	2:41.990	38.725	125	56.075	127			127	11	1:49.707	35.765	167	40.246	176	33.696	179	176
4	6:17.276	4:59.267	164	42.240	164	35.769	171	164	12	1:50.152	35.232	172	40.297	175	34.623	174	175
5	1:52.603	36.872	166	41.015	174	34.716	176	174	13	1:49.643	35.377	170	40.601	175	33.665	176	175
6	1:56.834	36.545	162	41.106	172	39.183	174	172	14	1:49.886	35.081	170	40.886	173	33.919	175	173
7	2:57.935	49.565	97	1:00.187	86			86	15	2:25.031	37.796	144	48.200	152			152
8	6:06.420	4:44.926	143	45.393	149	36.101	174	149									

22 Evertjan Alders , BMW E30 325 Gruppe H 2 / BEL

theoretical besttime: 1:46.363

Lap	Time	S1	V1	S2	V2	S3	V3	Vmax	Lap	Time	S1	V1	S2	V2	S3	V3	Vmax
1	2:58.844		116	50.864	144	38.361	165	144	8	8:40.417	7:25.725	156	40.663	162	34.029	176	162
2	1:55.410	40.107	159	41.628	161	33.675	177	161	9	1:49.162	35.634	166	39.915	167	33.613	176	167
3	2:42.253	38.894	122	56.161	97			97	10	1:47.259	34.789	169	39.013	176	33.457	179	176
4	5:33.133	4:19.669	160	40.183	174	33.281	174	174	11	1:47.099	35.006	166	39.264	176	32.829	176	176
5	1:47.194	35.015	166	39.152	177	33.027	176	177	12	1:47.449	35.179	162	38.981	175	33.289	174	175
6	1:47.233	35.136	158	39.008	177	33.089	177	177	13	1:51.459	35.285	164	39.191	175	36.983	138	175
7	2:15.355	34.577	168	38.957	173			173	14	2:29.308	41.520	125	51.296	132			132

25 Armin Hahne , Ford Sierra RS500 3 / DEU

theoretical besttime: 1:48.500

Lap	Time	S1	V1	S2	V2	S3	V3	Vmax	Lap	Time	S1	V1	S2	V2	S3	V3	Vmax
1	2:42.521		134	47.897	149	36.271	183	149	9	1:49.204	34.782	172	40.315	172	34.107	185	172
2	1:57.483	37.322	167	46.166	170	33.995	185	170	10	1:49.093	35.231	170	40.388	177	33.474	184	177
3	2:38.668	37.094	168	56.138	110			110	11	1:49.756	34.807	170	40.997	178	33.952	183	178
4	6:25.194	5:07.746	169	42.686	162	34.762	183	162	12	1:49.709	34.711	173	40.546	179	34.452	182	179
5	1:52.308	35.216	172	42.739	177	34.353	183	177	13	1:54.063	37.220	171	41.357	173	35.486	178	173
6	1:49.876	35.333	170	40.706	178	33.837	184	178	14	1:49.361	34.895	170	40.636	178	33.830	183	178
7	2:39.089	34.806	170	52.865	116			116	15	1:49.577	34.737	172	40.466	179	34.374	180	179
8	6:46.150	5:30.917	167	41.281	174	33.952	183	174	16	1:49.641	34.895	168	40.793	171	33.953	183	171

30 Dirk Van Rompuy , BMW M3 E30 DTM 2 / BEL

theoretical besttime: 1:48.619

Lap	Time	S1	V1	S2	V2	S3	V3	Vmax	Lap	Time	S1	V1	S2	V2	S3	V3	Vmax
1	3:04.245		129	51.639	148	38.951	162	148	8	1:52.310	37.009	157	41.235	171	34.066	174	171
2	2:06.121	40.426	161	47.011	150	38.684	171	150	9	1:50.693	35.866	168	41.041	169	33.786	177	169
3	2:44.427	41.425	151	52.644	127			127	10	2:05.734	35.543	161	40.975	159			159
4	5:42.969	4:22.974	152	44.575	164	35.420	175	164	11	4:01.728	2:45.642	158	41.329	168	34.757	172	168
5	2:09.095	37.171	159	44.271	154			154	12	1:49.743	35.848	161	40.177	168	33.718	176	168
6	3:58.475	1:53.625	144	48.949	131			131	13	1:49.699	35.115	168	40.091	174	34.493	175	174
7	6:42.936	5:24.320	153	43.498	161	35.118	170	161	14	1:48.965	35.402	163	40.150	174	33.413	169	174

33 Tim Kuijl , BMW E36 325 DTC 5 / BEL

theoretical besttime: 1:49.587

Lap	Time	S1	V1	S2	V2	S3	V3	Vmax	Lap	Time	S1	V1	S2	V2	S3	V3	Vmax
1	2:28.599		151	44.044	165	36.285	160	165	9	1:51.309	35.059	163	41.634	169	34.616	162	169
2	1:53.666	36.201	164	42.570	169	34.895	164	169	10	1:49.889	35.183	162	40.304	168	34.402	163	168
3	2:31.345	37.697	158	46.543	91			91	11	2:02.485	35.128	159	40.712	169			169
4	6:35.714	5:17.697	158	42.781	165	35.236	162	165	12	2:13.993	58.261	162	40.819	168	34.913	161	168
5	1:51.183	35.321	164	40.835	168	35.027	161	168	13	1:51.442	35.631	161	41.149	165	34.662	161	165
6	1:51.063	35.858	160	40.449	168	34.756	162	168	14	1:49.950	35.026	163	40.321	168	34.603	162	168
7	2:41.534	35.908	159	50.528	109			109	15	1:50.407	34.974	162	40.211	168	35.222	148	168
8	6:41.343	5:25.477	159	41.230	168	34.636	162	168									

37 Samuel Verheggen , Mercedes 190 EVO 2 5 / BEL

theoretical besttime: 1:55.889

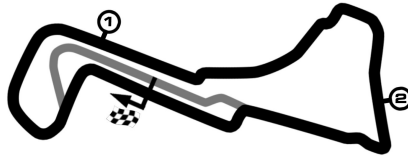
Lap	Time	S1	V1	S2	V2	S3	V3	Vmax	Lap	Time	S1	V1	S2	V2	S3	V3	Vmax
1	3:01.774		142	50.238	154	38.950	160	154	9	2:16.274	37.863	152	44.620	161	53.791	158	161
2	2:07.856	41.654	148	47.450	141	38.752	160	141	10	1:59.519	39.088	152	43.928	161	36.503	160	161
3	2:43.282	40.043	150	53.654	127			127	11	1:56.849	37.979	155	42.339	163	36.531	162	163
4	5:41.790	4:20.165	147	44.298	160	37.327	159	160	12	1:56.004	37.338	156	42.454	165	36.212	162	165
5	1:59.098	38.583	149	43.972	160	36.543	160	160	13	2:08.209	37.593	152	44.091	164			164
6	1:58.696	38.724	150	43.506	160	36.466	159	160	14	3:10.607	1:49.933	154	43.912	162	36.762	159	162
7	2:34.105	40.076	108	1:00.069	98			98	15	1:58.124	37.932	152	43.357	160	36.835	148	160
8	6:24.311	5:03.804	151	44.103	160	36.404	159	160									

DTM Zolder

Circuit Zolder, length 4000 m

17. -19.05.2019

Tourenwagen Classics



TOURENWAGEN
CLASSICS

-Reg.No.: C-Z-DTM-NAT-009

Lap Analysis free practice, 17.05.2019

39 Eric van de Poele , BMW M3 E30 Gruppe A 3 / BEL

theoretical besttime: 1:47.167

Lap	Time	S1	V1	S2	V2	S3	V3	Vmax	Lap	Time	S1	V1	S2	V2	S3	V3	Vmax
1	2:17.056		147	44.625	162	37.885	164	162	8	7:16.385	6:00.828	159	41.197	173	34.360	169	173
2	1:52.667	37.298	160	41.113	171	34.256	168	171	9	1:52.611	36.951	163	41.115	172	34.545	168	172
3	2:17.717	36.166	162	40.228	143			143	10	1:47.309	34.670	165	39.001	175	33.638	171	175
4	6:45.876	5:29.205	137	41.784	172	34.887	169	172	11	1:47.167	34.594	166	38.961	175	33.612	171	175
5	1:49.462	35.796	163	39.896	174	33.770	169	174	12	2:06.917	35.366	155	43.556	156			156
6	1:48.339	35.227	164	39.492	173	33.620	170	173	13	5:32.850	4:06.543	141	47.666	143	38.641	155	143
7	2:15.802	34.623	167	39.731	109			109	14	2:07.285	39.010	144	45.224	147	43.051	120	147

40 Joachim Kiesch , BMW M3 E30 Gruppe A 3 / DEU

theoretical besttime: 1:51.848

Lap	Time	S1	V1	S2	V2	S3	V3	Vmax	Lap	Time	S1	V1	S2	V2	S3	V3	Vmax
1	2:29.868		147	45.734	154	35.922	166	154	6	1:52.035	36.400	160	41.127	170	34.508	171	170
2	2:06.790	37.986	156	42.069	169			169	7	2:02.778	36.213	158	41.465	163			163
3	14:02.022	12:28	152	42.137	161			161	8	3:34.428	2:05.998	162	41.556	169			169
4	9:14.782	7:57.632	157	42.239	167	34.911	168	167	9	3:22.216	2:03.879	161	41.506	168	36.831	96	168
5	1:53.257	36.835	158	41.789	170	34.633	170	170									

41 Kris Nissen , BMW M3 E30 Gruppe A 3 / CHE

theoretical besttime: 1:49.202

Lap	Time	S1	V1	S2	V2	S3	V3	Vmax	Lap	Time	S1	V1	S2	V2	S3	V3	Vmax
1	3:06.490		139	47.167	159	36.336	162	159	8	6:22.138	5:06.244	157	41.655	169	34.239	162	169
2	2:08.312	40.633	154	45.465	133	42.214	165	133	9	1:52.029	35.672	159	40.719	170	35.638	166	170
3	2:41.410	38.091	158	54.011	114			114	10	1:50.523	35.751	161	40.323	171	34.449	165	171
4	5:34.561	4:15.738	155	43.247	164	35.576	166	164	11	1:49.719	35.534	162	40.276	172	33.909	166	172
5	1:52.269	36.556	160	41.296	171	34.417	164	171	12	1:49.640	35.378	163	40.311	170	33.951	166	170
6	1:50.891	36.057	160	40.627	172	34.207	166	172	13	1:49.589	35.685	163	39.915	173	33.989	166	173
7	2:33.563	35.716	159	41.774	134			134	14	2:07.323	37.615	156	42.576	167			167

43 Thomas Feierabend , BMW M3 E30 Gruppe A 3 / DEU

theoretical besttime: 1:54.688

Lap	Time	S1	V1	S2	V2	S3	V3	Vmax	Lap	Time	S1	V1	S2	V2	S3	V3	Vmax
1	3:04.032		131	51.966	123	43.926	144	123	9	2:01.055	38.583	154	44.701	147	37.771	166	147
2	2:13.064	44.895	142	47.433	150	40.736	133	150	10	1:59.012	38.310	158	44.703	163	35.999	162	163
3	2:46.799	49.925	128	55.781	121			121	11	1:56.410	36.928	159	43.573	159	35.909	159	159
4	5:49.059	4:21.692	137	49.567	142	37.800	160	142	12	1:58.832	38.663	157	44.153	161	36.016	158	161
5	2:02.273	39.951	151	45.329	156	36.993	160	156	13	1:55.866	37.264	159	43.243	163	35.359	160	163
6	2:03.092	39.411	146	45.000	153	38.681	152	153	14	1:57.249	36.575	155	43.465	155	37.209	159	155
7	3:02.168	47.375	91	59.858	90			90	15	2:11.743	36.425	151	42.904	156			156
8	6:04.611	4:39.631	141	47.706	144	37.274	157	144									

46 Herbert Wagner , Audi A4 STW 4 / DEU

theoretical besttime: 1:51.272

Lap	Time	S1	V1	S2	V2	S3	V3	Vmax	Lap	Time	S1	V1	S2	V2	S3	V3	Vmax
1	2:36.389		138	47.592	147	36.365	165	147	9	1:54.986	37.959	161	42.174	165	34.853	156	165
2	2:09.857	39.924	146	53.533	156	36.400	169	156	10	1:52.866	36.939	161	41.862	169	34.065	180	169
3	2:48.638	39.107	153	1:03.266	100			100	11	1:51.690	36.012	165	41.367	163	34.311	160	163
4	6:24.264	4:59.455	150	48.812	153	35.997	163	153	12	1:54.982	37.579	152	42.818	167	34.585	163	167
5	1:56.989	38.420	156	43.694	161	34.875	171	161	13	1:53.154	36.698	156	42.563	167	33.893	165	167
6	2:47.183	37.805	159	54.890	123	1:14.488	8	123	14	1:53.706	36.395	157	42.821	163	34.490	166	163
7	5:23.301	2:10.418	72	1:18.896	80			80	15	1:59.811	37.282	154	42.819	163	39.710	66	163
8	3:27.706	1:52.705	141	53.589	152	41.412	154	152									

52 Thomas Schmidt , BMW E36 325 DTC 5 / DEU

theoretical besttime: 1:51.633

Lap	Time	S1	V1	S2	V2	S3	V3	Vmax	Lap	Time	S1	V1	S2	V2	S3	V3	Vmax
1	2:21.275		138	46.253	152	38.662	148	152	8	6:59.905	5:39.366	148	44.692	155	35.847	153	155
2	1:58.715	38.589	147	43.482	156	36.644	150	156	9	1:53.914	36.710	155	41.992	161	35.212	154	161
3	2:38.449	40.610	148	53.461	104			104	10	1:52.569	36.182	155	41.586	161	34.801	156	161
4	6:41.585	5:19.859	146	45.109	159	36.617	154	159	11	1:51.633	35.654	158	41.189	162	34.790	156	162
5	1:59.024	37.491	153	45.051	160	36.482	154	160	12	2:07.552	36.954	148	43.739	152			152
6	1:55.079	36.737	155	42.810	160	35.532	156	160	13	2:29.781	56.008	152	42.833	159			159
7	2:36.051	39.149	103	1:00.444	98			98									

53 Georgis Katssikis , OPEL Kadett GTE DRM/100MT / DEU

theoretical besttime: 1:50.316

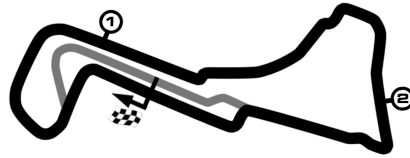
Lap	Time	S1	V1	S2	V2	S3	V3	Vmax	Lap	Time	S1	V1	S2	V2	S3	V3	Vmax
1	2:57.826		127	51.193	135	43.720	148	135	5	1:52.694	36.383	159	41.549	170	34.762	168	170
2	2:09.561	43.507	144	48.310	138	37.744	159	138	6	1:50.933	36.160	159	40.259	171	34.514	168	171
3	2:36.817	38.293	152	47.999	152			152	7	2:39.418	35.543	161	45.354	132			132

DTM Zolder

Circuit Zolder, length 4000 m

17. -19.05.2019

Tourenwagen Classics



TOURENWAGEN
CLASSICS

Lap Analysis free practice, 17.05.2019

-Reg.No.: C-Z-DTM-NAT-009

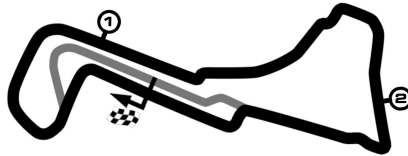
Lap	Time	S1	V1	S2	V2	S3	V3	Vmax	Lap	Time	S1	V1	S2	V2	S3	V3	Vmax
4	5:43.872	4:26.380	152	42.582	163	34.910	166	163									

DTM Zolder

Circuit Zolder, length 4000 m

17. -19.05.2019

Tourenwagen Classics



TOURENWAGEN
CLASSICS

-Reg.No.: C-Z-DTM-NAT-009

Lap Analysis free practice, 17.05.2019

86 Gerhard Füller , OPEL Vectra STW 4 / DEU

theoretical besttime:

Lap	Time	S1	V1	S2	V2	S3	V3	Vmax	Lap	Time	S1	V1	S2	V2	S3	V3	Vmax
1	3:21.925		145	45.418	160	37.096	103	160									

156 Harry Bryzmann , Alfa Romeo 156 STW 4 / FRA

theoretical besttime: 1:57.072

Lap	Time	S1	V1	S2	V2	S3	V3	Vmax	Lap	Time	S1	V1	S2	V2	S3	V3	Vmax
1	3:13.505		120	48.964	154	37.774	162	154	4	5:42.462	4:21.031	158	45.649	163	35.782	166	163
2	2:05.347	39.628	155	47.896	153	37.823	126	153	5	1:57.982	38.490	155	43.942	164	35.550	166	164
3	2:48.701	50.206	128	54.507	123			123	6	8:13.314	37.580	157	47.563	162			162

201 Roland Hölischer , Mercedes 190E DTC 2 / DEU

theoretical besttime: 1:52.157

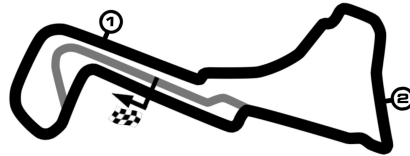
Lap	Time	S1	V1	S2	V2	S3	V3	Vmax	Lap	Time	S1	V1	S2	V2	S3	V3	Vmax
1	3:00.533		150	50.793	160	39.146	159	160	9	1:52.614	36.496	160	41.591	171	34.527	167	171
2	2:07.805	41.713	149	47.918	140	38.174	162	140	10	1:53.339	36.708	159	41.342	170	35.289	165	170
3	2:43.189	38.370	157	55.909	130			130	11	1:53.819	37.463	162	41.427	168	34.929	167	168
4	5:38.925	4:19.510	154	42.998	164	36.417	161	164	12	1:53.827	37.128	160	41.310	172	35.389	166	172
5	1:55.203	37.649	156	41.995	171	35.559	168	171	13	1:54.308	38.214	160	41.372	171	34.722	166	171
6	1:54.692	37.080	157	42.422	169	35.190	166	169	14	1:52.920	36.891	162	41.134	171	34.895	167	171
7	2:40.708	38.376	154	50.581	120			120	15	1:54.555	37.281	160	42.031	170	35.243	167	170
8	6:23.929	5:06.435	154	42.664	164	34.830	166	164	16	1:53.308	37.097	159	41.614	169	34.597	166	169

DTM Zolder

Circuit Zolder, length 4000 m

17. -19.05.2019

Tourenwagen Classics



TOURENWAGEN
CLASSICS

Topspeed free practice, 17.05.2019

-Reg.No.: C-Z-DTM-NAT-009

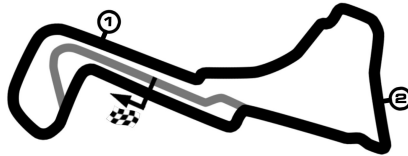
Car No.	Driver	Make	Speed km/h
6	Harald Grohs	BMW M3 E30 DTM	179
25	Armin Hahne	Ford Sierra RS500	179
22	Evertjan Alders	BMW E30 325 Gruppe H	177
19	Roger Waber	BMW M3 E30 DTM	177
5	Jörg Koslowski	BMW E46 WTCC	176
15	Michael Menden	BMW M3 E30 Gruppe A	176
10	Rene Ruch	BMW M3 E30 DTM	175
39	Eric van de Poele	BMW M3 E30 Gruppe A	175
30	Dirk Van Rompuy	BMW M3 E30 DTM	174
41	Kris Nissen	BMW M3 E30 Gruppe A	173
13	Gentleman's Fair	Mercedes 190 DTM EVO2	172
201	Roland Hölscher	Mercedes 190E DTC	172
12	Peter Röllinghoff	BMW E46 WTCC	171
53	Georgis Katssikis	OPEL Kadett GTE	171
40	Joachim Kiesch	BMW M3 E30 Gruppe A	170
33	Tim Kuijl	BMW E36 325 DTC	169
46	Herbert Wagner	Audi A4 STW	169
37	Samuel Verheggen	Mercedes 190 EVO 2	165
156	Harry Bryzmann	Alfa Romeo 156 STW	164
43	Thomas Feierabend	BMW M3 E30 Gruppe A	163
52	Thomas Schmidt	BMW E36 325 DTC	162
86	Gerhard Füller	OPEL Vectra STW	160
4	Ronny Scheer	OPEL Astra DTM	82

DTM Zolder

Circuit Zolder, length 4000 m

17. -19.05.2019

Tourenwagen Classics



TOURENWAGEN
CLASSICS

-Reg.No.: C-Z-DTM-NAT-009

Best Sector Times free practice

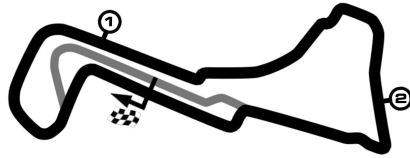
Pos.	sector 1			sector 2			sector 3			theoretical and best lap time				
	No	Driver	Time	No	Driver	Time	No	Driver	Time	No	Driver	theoretical	Best	Pos
1	22	Alders E.	34.577	6	Grohs-Bahr	38.817	22	Alders E.	32.829	22	Alders E.	1:46.363	1:47.099	2
2	39	van de Poele-Hessel	34.594	22	Alders E.	38.957	6	Grohs-Bahr	33.085	6	Grohs-Bahr	1:46.642	1:46.714	1
3	13	Fair G.	34.673	39	van de Poele-Hessel	38.961	5	Koslowski J.	33.242	39	van de Poele-Hessel	1:47.167	1:47.167	3
4	5	Koslowski J.	34.677	5	Koslowski J.	39.601	30	Van Rompuy D.	33.413	5	Koslowski J.	1:47.520	1:48.872	5
5	25	Hahne-Schneider	34.711	13	Fair G.	39.797	25	Hahne-Schneider	33.474	25	Hahne-Schneider	1:48.500	1:49.093	8
6	6	Grohs-Bahr	34.740	15	Menden M.	39.808	39	van de Poele-Hessel	33.612	15	Menden M.	1:48.539	1:48.611	4
7	33	Kuijl T.	34.974	41	Nissen K.	39.915	15	Menden M.	33.658	13	Fair G.	1:48.558	1:48.994	7
8	19	Waber R.	35.002	30	Van Rompuy D.	40.091	19	Waber R.	33.665	30	Van Rompuy D.	1:48.619	1:48.965	6
9	15	Menden M.	35.073	33	Kuijl T.	40.211	46	Wagner H.	33.893	19	Waber R.	1:48.913	1:49.605	10
10	30	Van Rompuy D.	35.115	19	Waber R.	40.246	41	Nissen K.	33.909	41	Nissen K.	1:49.202	1:49.589	9
11	41	Nissen K.	35.378	53	Katssikis G.	40.259	12	Röllinghoff P.	34.030	33	Kuijl T.	1:49.587	1:49.889	11
12	53	Katssikis G.	35.543	25	Hahne-Schneider	40.315	13	Fair G.	34.088	53	Katssikis G.	1:50.316	1:50.933	12
13	52	Schmidt T.	35.654	12	Röllinghoff P.	41.058	10	Ruch R.	34.197	46	Wagner H.	1:51.272	1:51.690	15
14	46	Wagner H.	36.012	40	Kiesch J.	41.127	33	Kuijl T.	34.402	12	Röllinghoff P.	1:51.486	1:51.549	13
15	40	Kiesch J.	36.213	201	Hölscher R.	41.134	40	Kiesch J.	34.508	52	Schmidt T.	1:51.633	1:51.633	14
16	12	Röllinghoff P.	36.398	52	Schmidt T.	41.189	53	Katssikis G.	34.514	40	Kiesch J.	1:51.848	1:52.035	16
17	43	Feierabend T.	36.425	10	Ruch R.	41.360	201	Hölscher R.	34.527	10	Ruch R.	1:52.129	1:52.692	18
18	201	Hölscher R.	36.496	46	Wagner H.	41.367	52	Schmidt T.	34.790	201	Hölscher R.	1:52.157	1:52.614	17
19	10	Ruch R.	36.572	37	Verheggen S.	42.339	43	Feierabend T.	35.359	43	Feierabend T.	1:54.688	1:55.866	19
20	37	Verheggen S.	37.338	43	Feierabend T.	42.904	156	Bryzmann H.	35.550	37	Verheggen S.	1:55.889	1:56.004	20
21	156	Bryzmann H.	37.580	156	Bryzmann H.	43.942	37	Verheggen S.	36.212	156	Bryzmann H.	1:57.072	1:57.982	21
22	86	Füller G.	00.000	86	Füller G.	45.418	86	Füller G.	37.096	86	Füller G.	00.000	00.000	0
23	4	Scheer R.	00.000	4	Scheer R.	1:07.789	4	Scheer R.	00.000	4	Scheer R.	00.000	00.000	0

DTM Zolder

Circuit Zolder, length 4000 m

17. -19.05.2019

Tourenwagen Classics


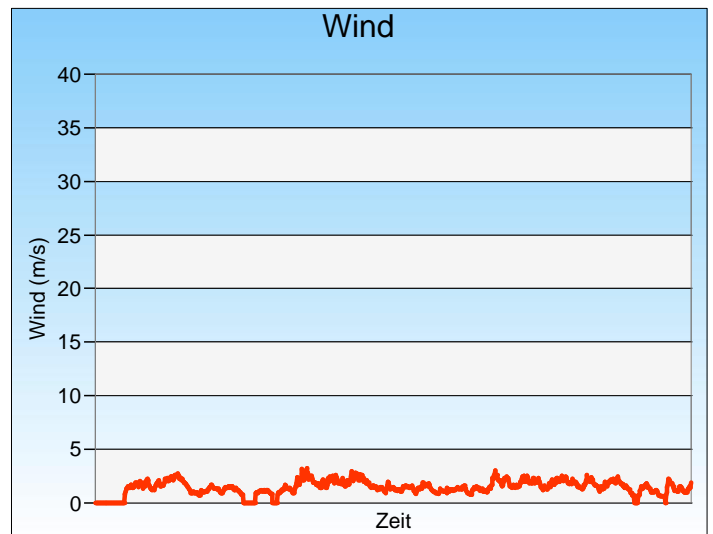
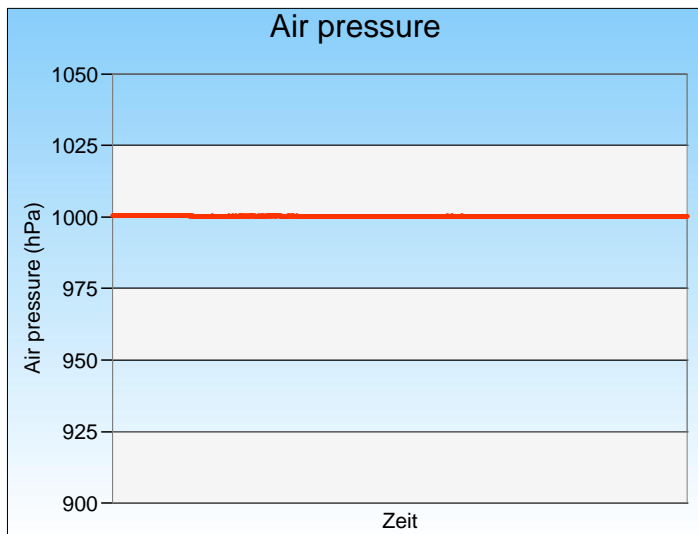
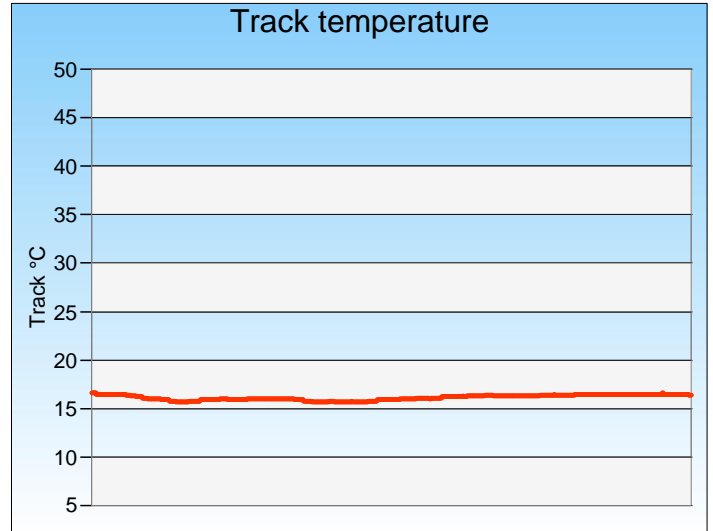
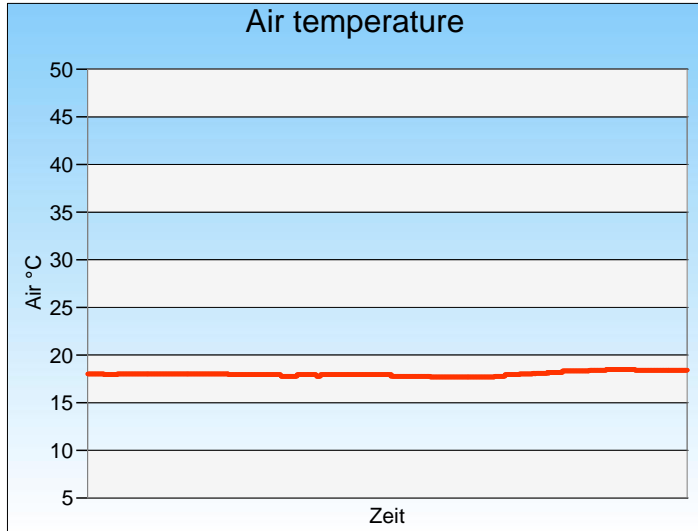


TOURENWAGEN
CLASSICS

Weather free practice

-Reg.No.: C-Z-DTM-NAT-009

17.05.2019, 16:20:00 - 17:00:00



Weather: